

# BLM18DN601SZ1#

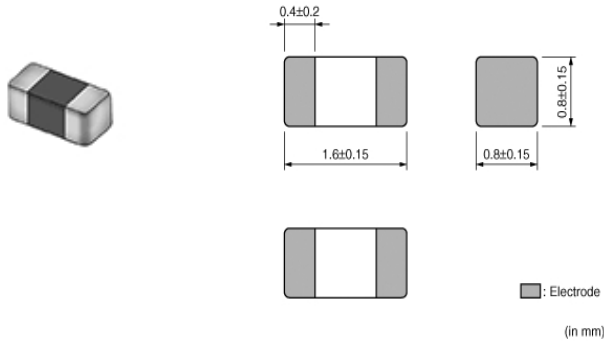
“#” indicates a package specification code.



## < List of part numbers with package codes >

BLM18DN601SZ1B      BLM18DN601SZ1D      BLM18DN601SZ1J

## Appearance & Shape



## Packaging Information

| Packaging | Specifications   | Standard Packing Quantity |
|-----------|------------------|---------------------------|
| B         | Bulk(Bag)        | 1000                      |
| D         | 180mm Paper Tape | 4000                      |
| J         | 330mm Paper Tape | 10000                     |

## Applications

|                  |              |
|------------------|--------------|
| Automotive Usage | Infotainment |
|------------------|--------------|

## Features

Chip ferrite beads for high frequency noise suppression over a wide frequency range.

### Features


1. High impedance characteristic in 1GHz or higher frequency
2. High impedance characteristic over a wide frequency band range of 100MHz to 6GHz
3. Low DC Resistance enables large Rated Current

### Attention

1. This datasheet is downloaded from the website of Murata Manufacturing Co., Ltd. Therefore, its specifications are subject to change or our products in it may be discontinued without advance notice. Please check with our sales representatives or product engineers before ordering.
2. This datasheet has only typical specifications because there is no space for detailed specifications. Therefore, please review our product specifications or consult the approval sheet for product specifications before ordering.

# BLM18DN601SZ1#

“#” indicates a package specification code.



## Specifications

|                                 |                |
|---------------------------------|----------------|
| Shape                           | SMD            |
| Size Code (in inch)             | 0603           |
| Length                          | 1.6mm          |
| Length Tolerance                | ±0.15mm        |
| Width                           | 0.8mm          |
| Width Tolerance                 | ±0.15mm        |
| Thickness                       | 0.8mm          |
| Thickness Tolerance             | ±0.15mm        |
| Operating Temperature Range     | -55°C to 125°C |
| Mass(typ.)                      | 0.004g         |
| Number of Circuit               | 1              |
| Rated Current (at 85°C)         | 700mA          |
| Rated Current (at 125°C)        | 450mA          |
| DC Resistance(max.)             | 0.435Ω         |
| Impedance (at 100MHz)           | 600Ω           |
| Impedance (at 100MHz) Tolerance | ±25%           |
| Impedance (at 1GHz)             | 1500Ω          |
| Impedance (at 1GHz) Tolerance   | ±30%           |
| Size Code (in mm)               | 1608           |

### Attention

1.This datasheet is downloaded from the website of Murata Manufacturing Co., Ltd. Therefore, it's specifications are subject to change or our products in it may be discontinued without advance notice. Please check with our sales representatives or product engineers before ordering.

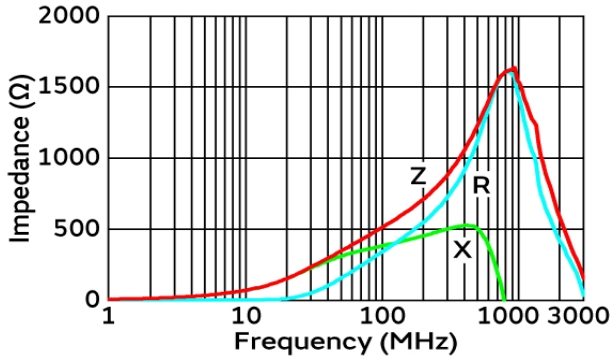
2.This datasheet has only typical specifications because there is no space for detailed specifications.

Therefore, please review our product specifications or consult the approval sheet for product specifications before ordering.

# BLM18DN601SZ1#

"#" indicates a package specification code.

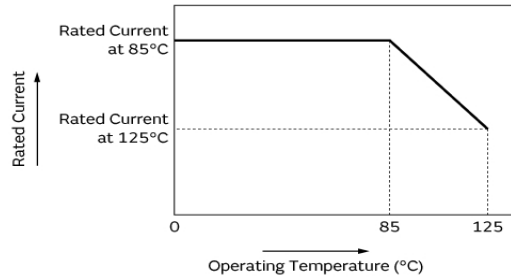
## Product Data



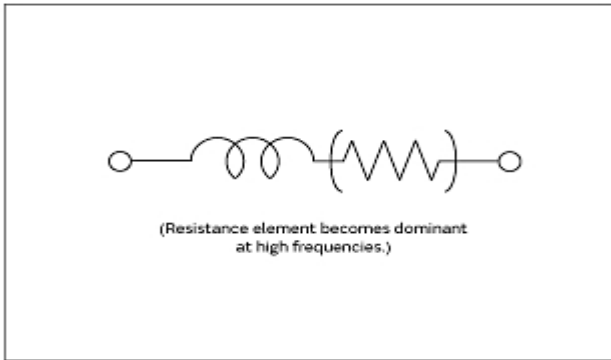
Impedance-Frequency Characteristics

In operating temperature exceeding +85°C, derating of current is necessary for this series. Please apply the derating curve shown in chart according to the operating temperature.

Derating of Rated Current



Derating of Rated Current



Equivalent Circuit

**Attention**

- 1.This datasheet is downloaded from the website of Murata Manufacturing Co., Ltd. Therefore, it's specifications are subject to change or our products in it may be discontinued without advance notice. Please check with our sales representatives or product engineers before ordering.
- 2.This datasheet has only typical specifications because there is no space for detailed specifications. Therefore, please review our product specifications or consult the approval sheet for product specifications before ordering.