

**Applications** Commercial Grade

**Wire Wound** Wire Wound

**Feature** **Shield** Magnetic Shield

**Ferrite Core** Ferrite Core

**Series | Type** VLCF

**Status** Production

**Brand** TDK



### Size

Length(L)	5.00mm ±0.20mm
Width(W)	5.00mm ±0.20mm
Thickness   Height	2.40mm Max.
Recommended Land Pattern (A)	2.10mm Nom.
Recommended Land Pattern (B)	1.30mm Nom.
Recommended Land Pattern (C)	3.00mm Nom.
Recommended Land Pattern (D)	4.90mm Nom.

### Electrical Characteristics

Inductance	33μH ±20% at 100kHz
Rated Current (L Change) [Typ.]	
Rated Current (L Change) [Max.]	500mA (30% Down)
Rated Current (Temperature Rise) [Typ.]	1.24A (40°C Rise)
Rated Current (Temperature Rise) [Max.]	
DC Resistance [Typ.]	239mΩ
DC Resistance [Max.]	275mΩ
Self Resonant Frequency [Min.]	
Self Resonant Frequency [Typ.]	
Q [Min.]	
Q [Typ.]	

### Other

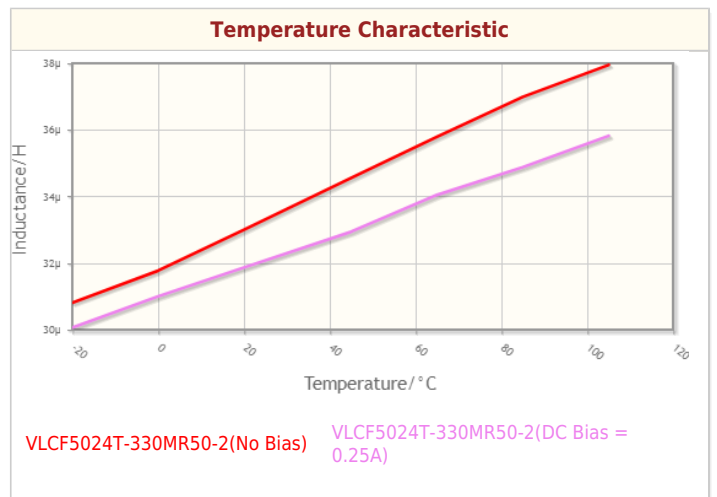
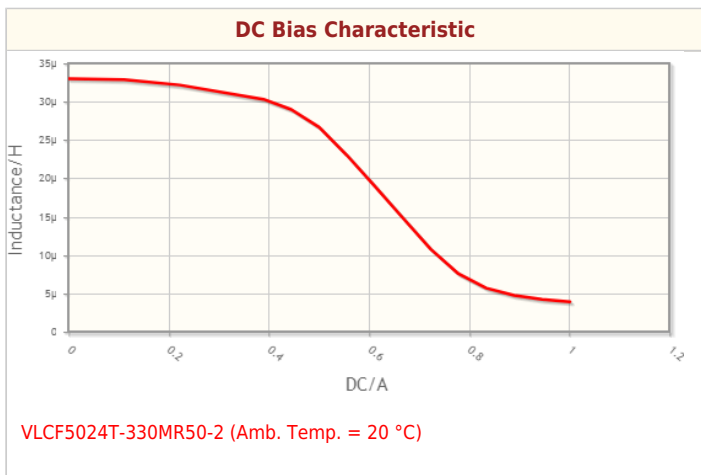
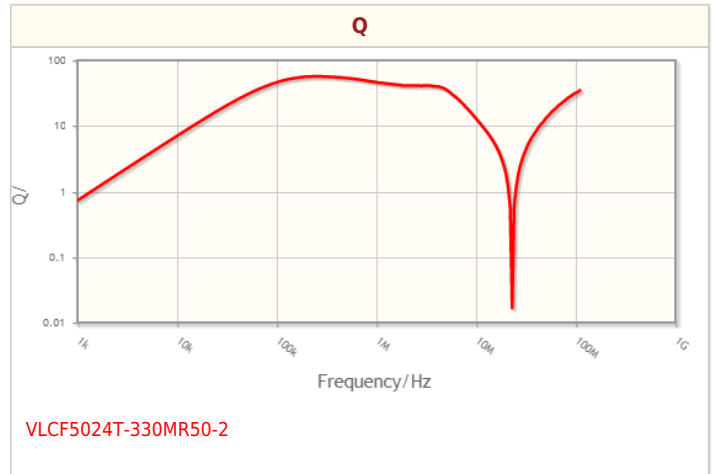
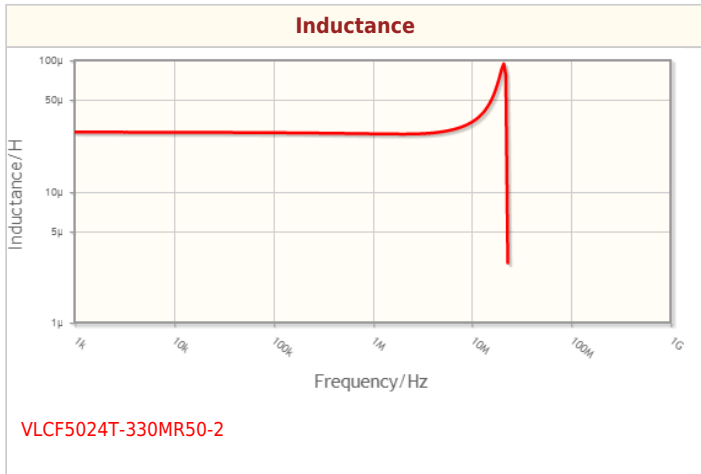
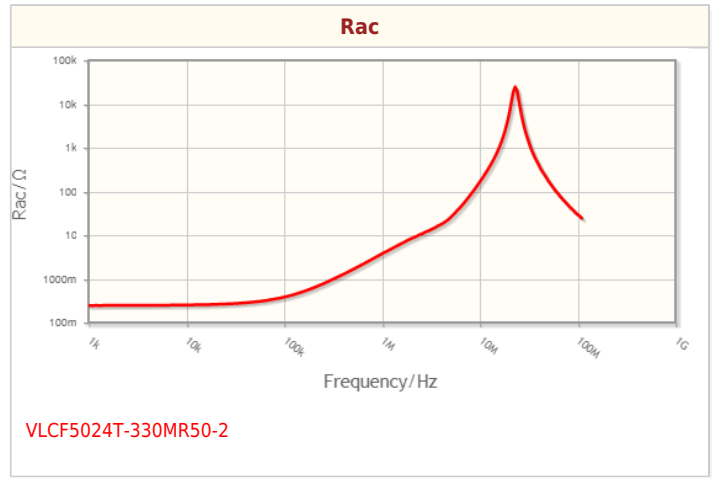
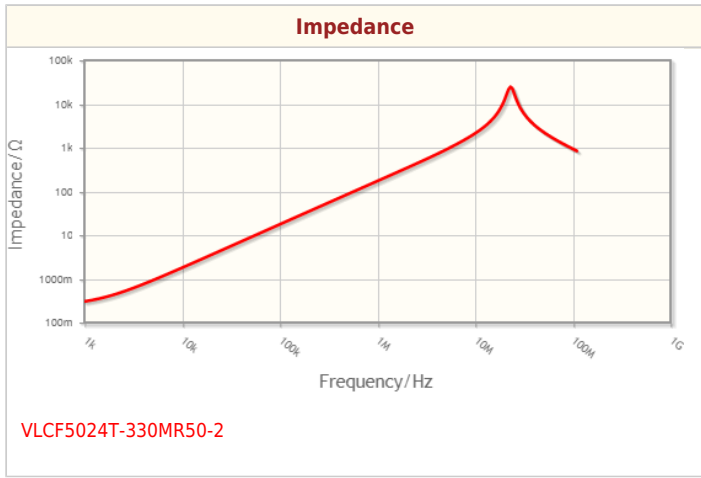
Operating Temp. Range (Including Self-Temp. Rise)	-40 to 105°C
Soldering Method	Reflow
AEC-Q200	NO
Packing	Embossed (Plastic)Taping [180mm Reel]
Package Quantity	500pcs
Weight	0.221g

! Images are for reference only and show exemplary products.

! This PDF document was created based on the data listed on the TDK Corporation website.

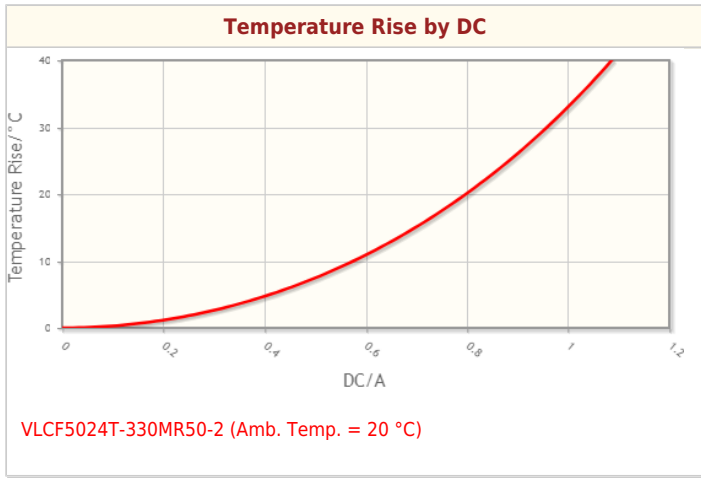
! All specifications are subject to change without notice.

Characteristic Graphs(This is reference data, and does not guarantee the products characteristics.)



! Images are for reference only and show exemplary products.  
! This PDF document was created based on the data listed on the TDK Corporation website.  
! All specifications are subject to change without notice.

Characteristic Graphs(This is reference data, and does not guarantee the products characteristics.)



! Images are for reference only and show exemplary products.  
! This PDF document was created based on the data listed on the TDK Corporation website.  
! All specifications are subject to change without notice.

## Associated Images

