

<b>Applications</b>	Automotive Grade
<b>Feature</b>	<div>AEC-Q200AEC-Q200</div> <div>Wire WoundWire Wound</div> <div>ShieldMagnetic Shield</div> <div>Ferrite CoreFerrite Core</div>
<b>Series   Type</b>	CLF-CA
<b>Status</b>	<div> Obsolete</div> <div>Recommended Alternate Part No. : <a href="#">CLF6045T-151M-D</a> (Interchangeability is not guaranteed.)</div> <div>Discontinue Issue Date : May.18, 2017</div> <div>Last Purchase Order Date : Mar.29, 2019</div> <div>Last Shipment Date : Sep.30, 2019</div>
<b>Brand</b>	TDK



Size	
Length(L)	6.20mm ±0.20mm
Width(W)	5.90mm ±0.20mm
Thickness   Height	4.50mm ±0.30mm
Recommended Land Pattern (A)	1.70mm Nom.
Recommended Land Pattern (B)	3.60mm Nom.
Recommended Land Pattern (C)	2.20mm Nom.

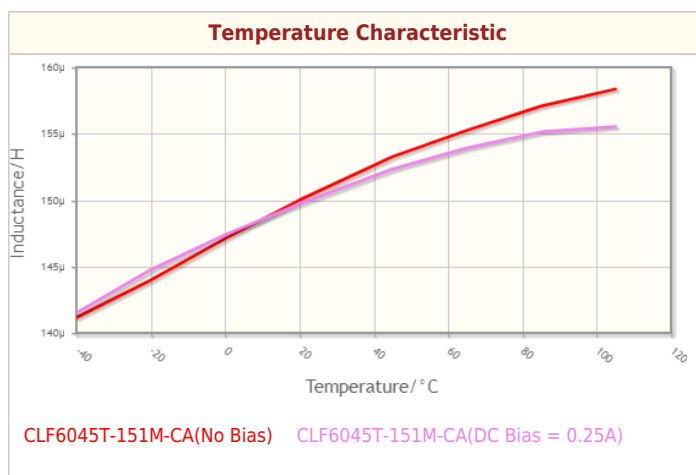
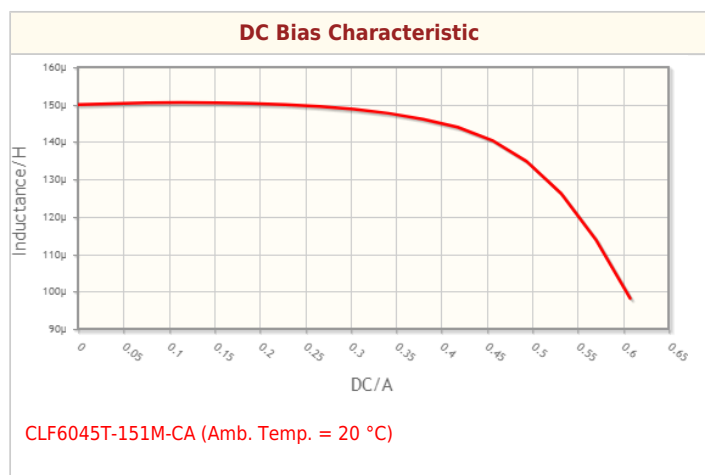
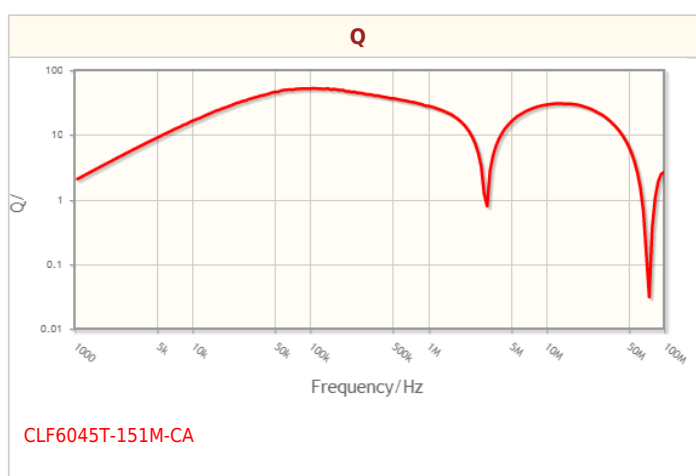
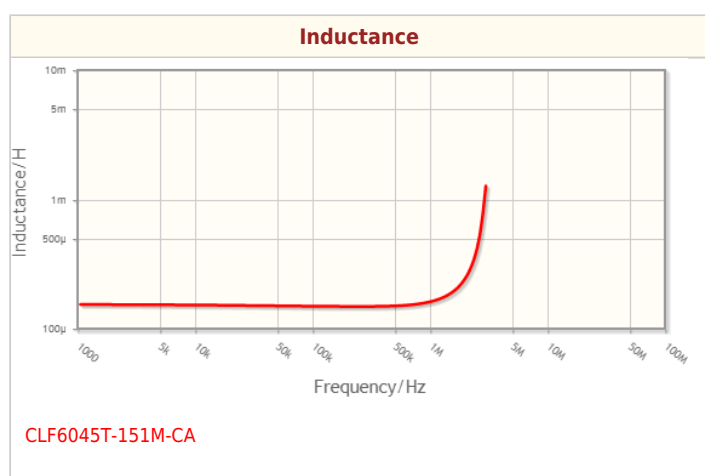
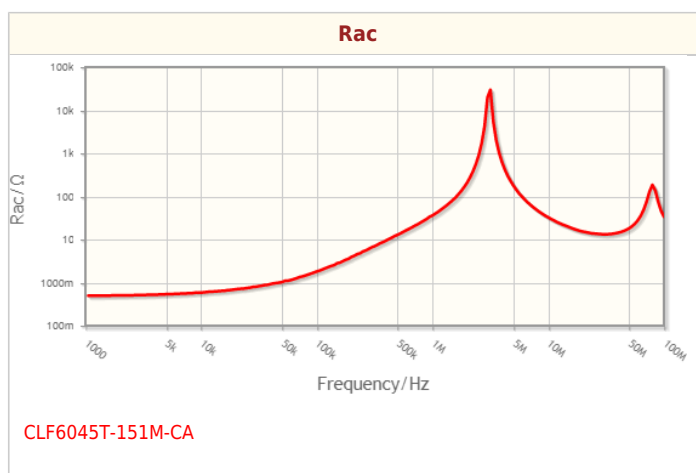
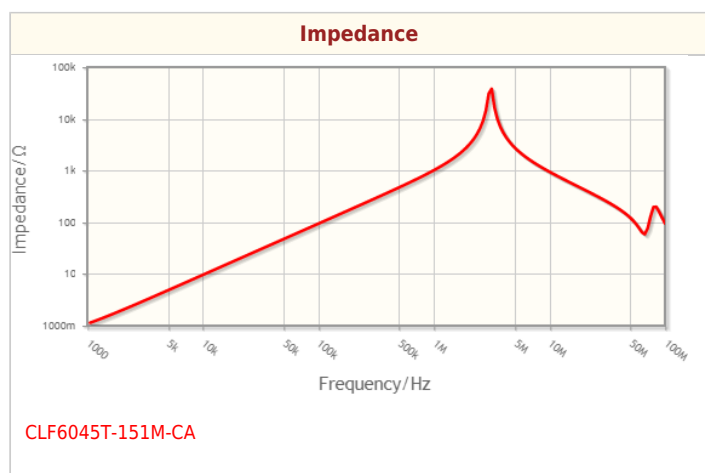
Electrical Characteristics	
Inductance	150μH ±20% at 100kHz
Rated Current (L Change) [Typ.]	500mA (10% Down)
Rated Current (L Change) [Max.]	
Rated Current (Temperature Rise) [Typ.]	600mA (30°C Rise)
Rated Current (Temperature Rise) [Max.]	
DC Resistance [Typ.]	480mΩ
DC Resistance [Max.]	576mΩ
Self Resonant Frequency [Min.]	
Self Resonant Frequency [Typ.]	
Q [Min.]	
Q [Typ.]	

Other	
Operating Temp. Range (Including Self-Temp. Rise)	-40 to 105°C
Soldering Method	Reflow Iron Soldering
AEC-Q200	YES

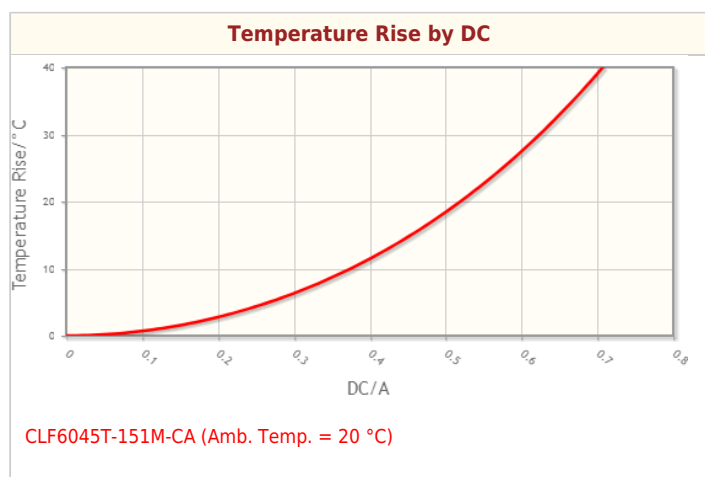
! Images are for reference only and show exemplary products.  
! This PDF document was created based on the data listed on the TDK Corporation website.  
! All specifications are subject to change without notice.

Packing	Punched (Paper)Taping [330mm Reel]
Package Quantity	1000pcs
Weight	0.6g

## Characteristic Graphs(This is reference data, and does not guarantee the products characteristics.)



## Characteristic Graphs(This is reference data, and does not guarantee the products characteristics.)



## Associated Images

