

BLM15BA750SZ1#

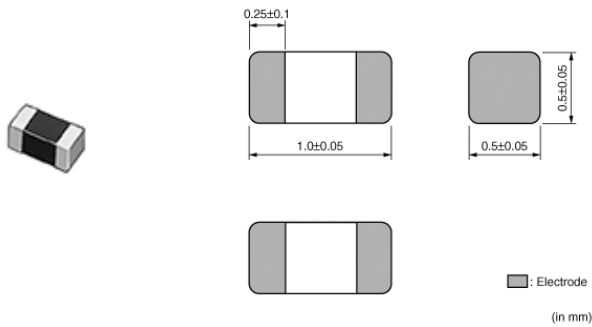
“#” indicates a package specification code.



< List of part numbers with package codes >

BLM15BA750SZ1B BLM15BA750SZ1D BLM15BA750SZ1J

Appearance & Shape



Packaging Information

| Packaging | Specifications | Standard Packing Quantity |
|-----------|------------------|---------------------------|
| B | Bulk(Bag) | 1000 |
| D | 180mm Paper Tape | 10000 |
| J | 330mm Paper Tape | 50000 |

Applications

| | |
|------------------|--------------|
| Automotive Usage | Infotainment |
|------------------|--------------|

Features

The chip ferrite beads BLM series is designed to work nearly as a resistor at noise frequencies, which greatly reduces the possibility of resonance and leaves signal wave forms undistorted. BLM series is effective in circuits without stable ground lines because BLM series does not need a connection to ground.

BLM_B series can minimize attenuation of the signal waveform due to its sharp impedance characteristics. Various impedances are available to match signal frequency.

The nickel barrier structure of the external electrodes provides excellent solder heat resistance.

Attention

- 1.This datasheet is downloaded from the website of Murata Manufacturing Co., Ltd. Therefore, it's specifications are subject to change or our products in it may be discontinued without advance notice. Please check with our sales representatives or product engineers before ordering.
- 2.This datasheet has only typical specifications because there is no space for detailed specifications. Therefore, please review our product specifications or consult the approval sheet for product specifications before ordering.

BLM15BA750SZ1#

“#” indicates a package specification code.



Specifications

| | |
|---------------------------------|----------------|
| Shape | SMD |
| Size Code (in inch) | 0402 |
| Length | 1.0mm |
| Length Tolerance | ±0.05mm |
| Width | 0.5mm |
| Width Tolerance | ±0.05mm |
| Thickness | 0.5mm |
| Thickness Tolerance | ±0.05mm |
| Operating Temperature Range | -55°C to 125°C |
| Mass(typ.) | 0.001g |
| Number of Circuit | 1 |
| Rated Current (at 85°C) | 200mA |
| Rated Current (at 125°C) | 200mA |
| DC Resistance(max.) | 0.8Ω |
| Impedance (at 100MHz) | 75Ω |
| Impedance (at 100MHz) Tolerance | ±25% |
| Size Code (in mm) | 1005 |

Attention

1.This datasheet is downloaded from the website of Murata Manufacturing Co., Ltd. Therefore, it's specifications are subject to change or our products in it may be discontinued without advance notice. Please check with our sales representatives or product engineers before ordering.

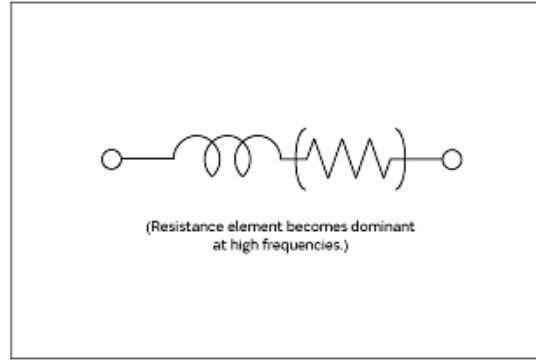
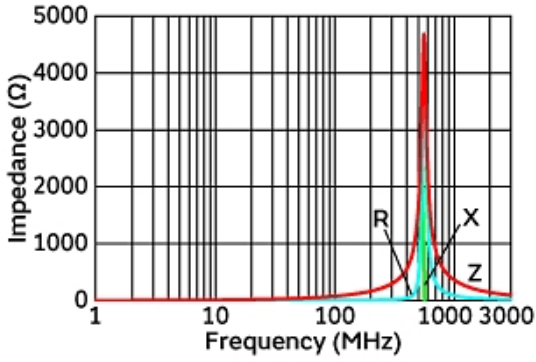
2.This datasheet has only typical specifications because there is no space for detailed specifications.

Therefore, please review our product specifications or consult the approval sheet for product specifications before ordering.

BLM15BA750SZ1#

“#” indicates a package specification code.

Product Data



Impedance-Frequency Characteristics

Equivalent Circuit

Attention

- 1.This datasheet is downloaded from the website of Murata Manufacturing Co., Ltd. Therefore, it's specifications are subject to change or our products in it may be discontinued without advance notice. Please check with our sales representatives or product engineers before ordering.
- 2.This datasheet has only typical specifications because there is no space for detailed specifications. Therefore, please review our product specifications or consult the approval sheet for product specifications before ordering.