

Applications	Commercial Grade
Feature	Wire Wound Magnetic Shield Ferrite Core
Series Type	SLF
Status	Production
Brand	TDK



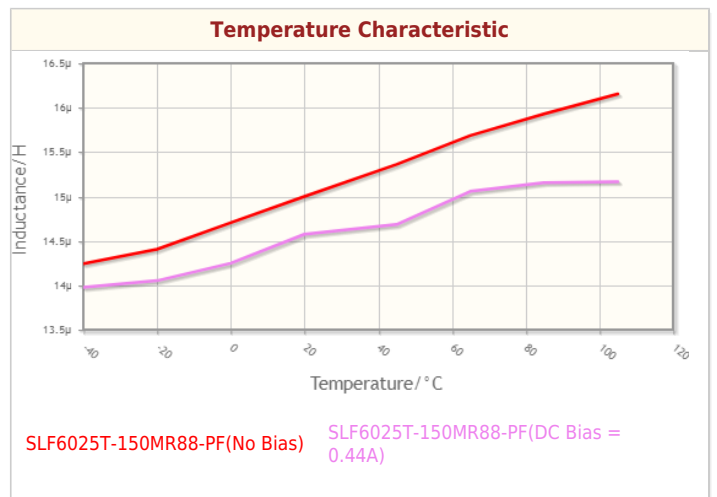
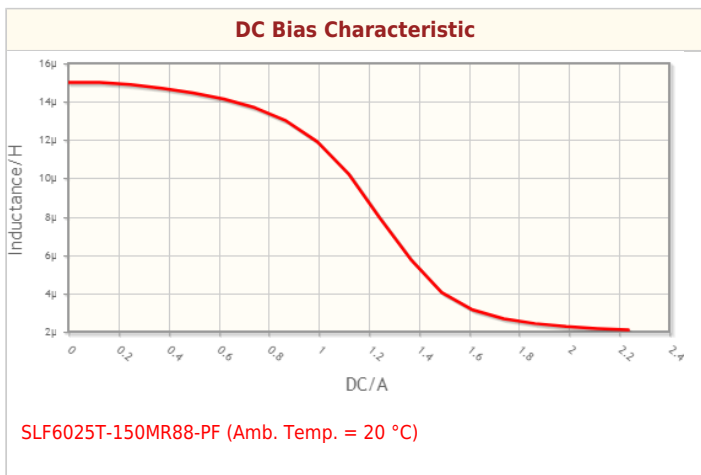
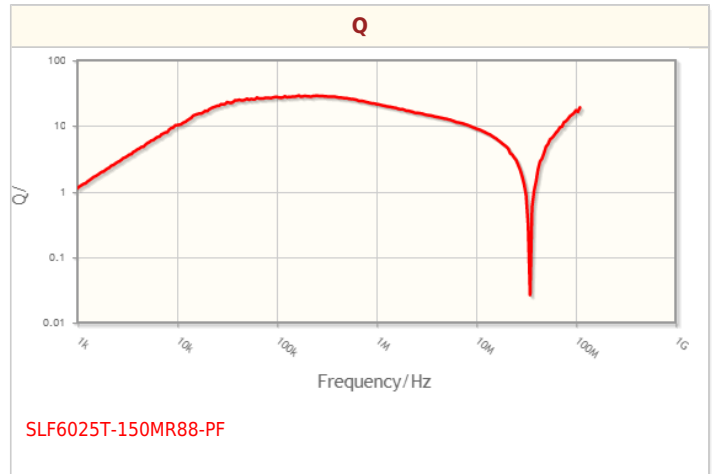
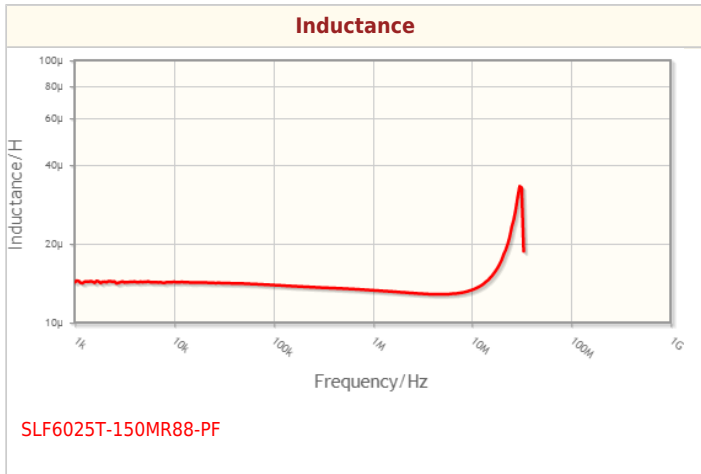
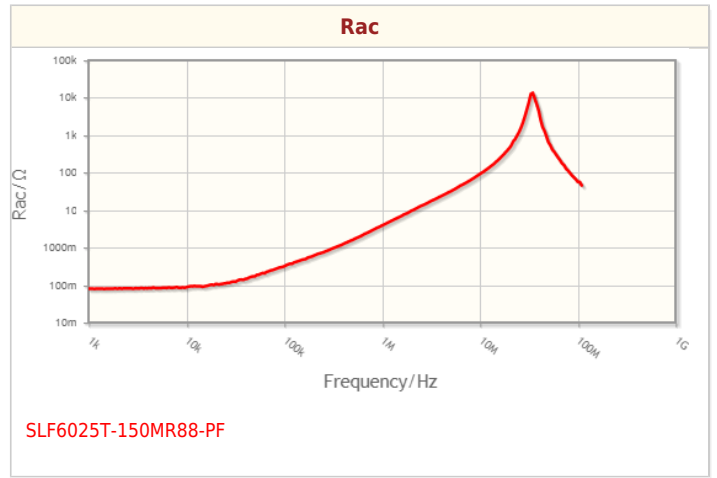
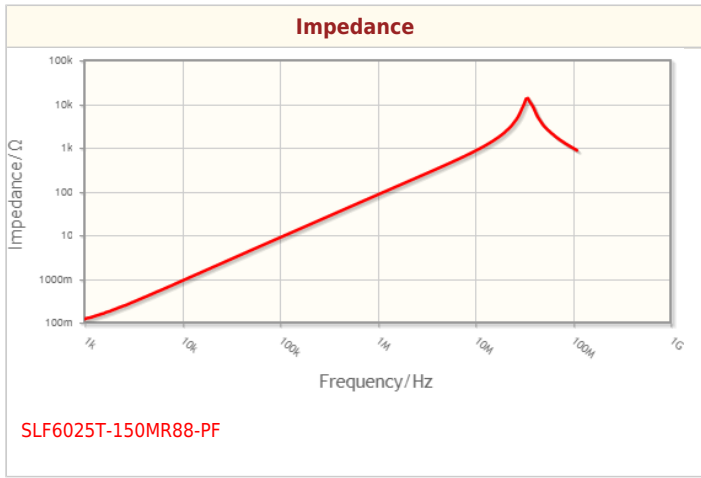
Size	
Length(L)	6.00mm ±0.20mm
Width(W)	6.00mm ±0.20mm
Thickness Height	2.50mm ±0.20mm
Recommended Land Pattern (A)	1.50mm Nom.
Recommended Land Pattern (B)	4.00mm Nom.
Recommended Land Pattern (C)	2.20mm Nom.

Electrical Characteristics	
Inductance	15µH ±20% at 100kHz
Rated Current (L Change) [Typ.]	
Rated Current (L Change) [Max.]	880mA (30% Down)
Rated Current (Temperature Rise) [Typ.]	1.1A (25°C Rise)
Rated Current (Temperature Rise) [Max.]	
DC Resistance [Typ.]	85mΩ
DC Resistance [Max.]	102mΩ
Self Resonant Frequency [Min.]	
Self Resonant Frequency [Typ.]	
Q [Min.]	
Q [Typ.]	

Other	
Operating Temp. Range (Including Self-Temp. Rise)	-40 to 105°C
Soldering Method	Reflow Iron Soldering
AEC-Q200	NO
Packing	Embossed (Plastic)Taping [330mm Reel]
Package Quantity	1000pcs
Weight	0.3g

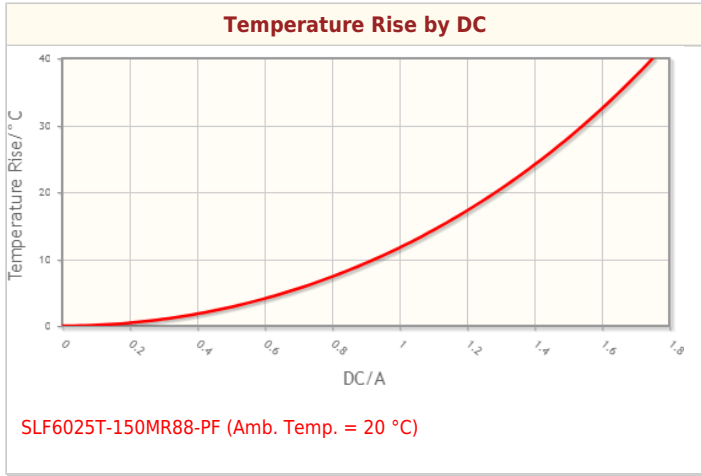
! Images are for reference only and show exemplary products.
! This PDF document was created based on the data listed on the TDK Corporation website.
! All specifications are subject to change without notice.

Characteristic Graphs(This is reference data, and does not guarantee the products characteristics.)



! Images are for reference only and show exemplary products.
! This PDF document was created based on the data listed on the TDK Corporation website.
! All specifications are subject to change without notice.

Characteristic Graphs(This is reference data, and does not guarantee the products characteristics.)



! Images are for reference only and show exemplary products.
! This PDF document was created based on the data listed on the TDK Corporation website.
! All specifications are subject to change without notice.

Associated Images

