

<b>Applications</b>	Commercial Grade
<b>Feature</b>	<span style="border: 1px solid red; padding: 2px;">Wire Wound</span> Wire Wound <span style="border: 1px solid green; padding: 2px;">Shield</span> Magnetic Shield <span style="border: 1px solid gray; padding: 2px;">Ferrite Core</span> Ferrite Core
<b>Series   Type</b>	VLM
<b>Status</b>	Production
<b>Brand</b>	TDK



Size	
Length(L)	10.50mm Max.
Width(W)	10.60mm ±0.20mm
Thickness   Height	5.40mm ±0.20mm
Recommended Land Pattern (A)	2.60mm Nom.
Recommended Land Pattern (B)	3.40mm Nom.
Recommended Land Pattern (C)	3.00mm Nom.
Recommended Land Pattern (D)	6.10mm Nom.
Recommended Land Pattern (E)	1.90mm Nom.
Recommended Land Pattern (F)	1.80mm Nom.

Electrical Characteristics	
Inductance	700nH ±20% at 100kHz
Rated Current (L Change) [Typ.]	
Rated Current (L Change) [Max.]	26A (25% Down)
Rated Current (Temperature Rise) [Typ.]	12A (40°C Rise)
Rated Current (Temperature Rise) [Max.]	
DC Resistance [Typ.]	2.1mΩ
DC Resistance [Max.]	2.5mΩ
Self Resonant Frequency [Min.]	
Self Resonant Frequency [Typ.]	
Q [Min.]	
Q [Typ.]	

Other	
Operating Temp. Range (Including Self-Temp. Rise)	-40 to 125°C
Soldering Method	Reflow Iron Soldering
AEC-Q200	NO
Packing	Embossed (Plastic)Taping [330mm Reel]
Package Quantity	500pcs

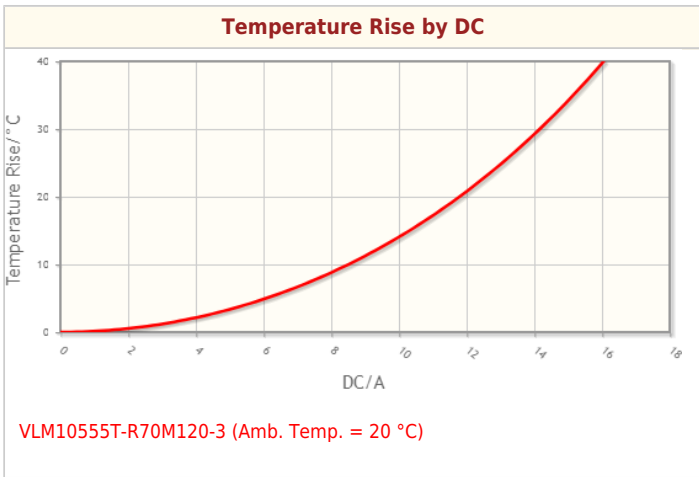
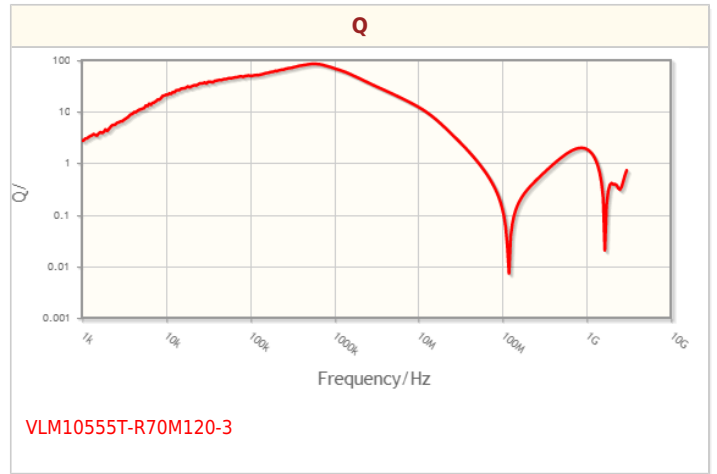
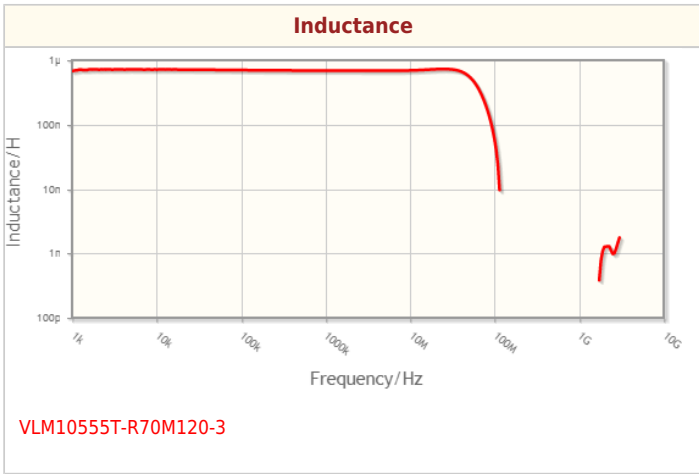
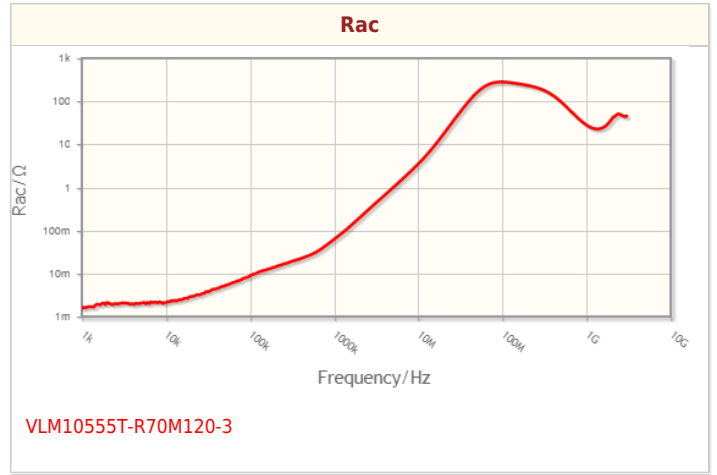
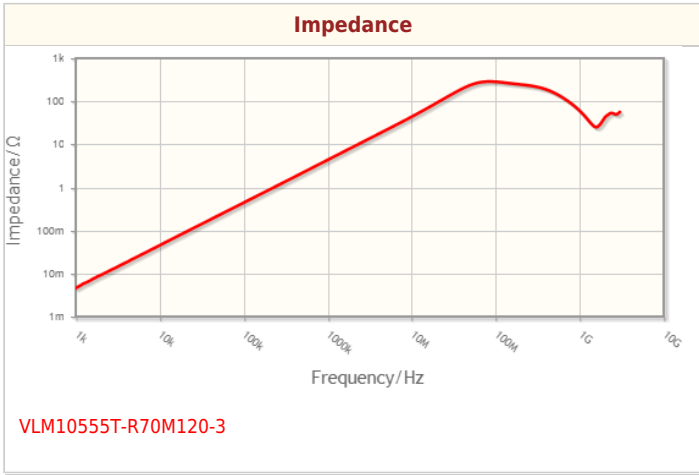
! Images are for reference only and show exemplary products.  
 ! This PDF document was created based on the data listed on the TDK Corporation website.  
 ! All specifications are subject to change without notice.

---

Weight	1.7g
--------	------

---

Characteristic Graphs(This is reference data, and does not guarantee the products characteristics.)



! Images are for reference only and show exemplary products.  
! This PDF document was created based on the data listed on the TDK Corporation website.  
! All specifications are subject to change without notice.

## Associated Images

