


Applications	Commercial Grade
Feature	No Directivity
	Wire Wound
	Ferrite Core
Series Type	NLCV25-PFR
Status	Production (Not Recommended for New Design)
	Recommended Alternate Part No. : NLCV25T-1R5M-EFR (Interchangeability is not guaranteed.)
Brand	TDK



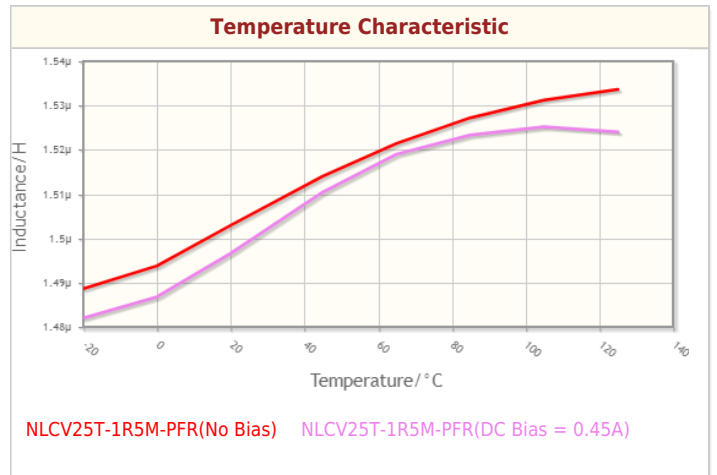
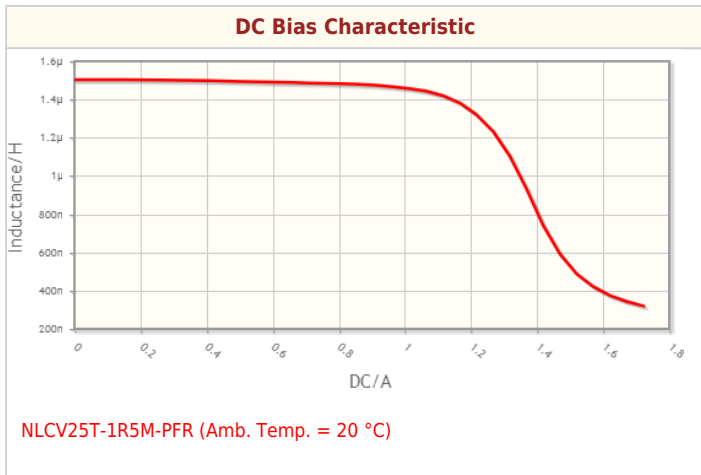
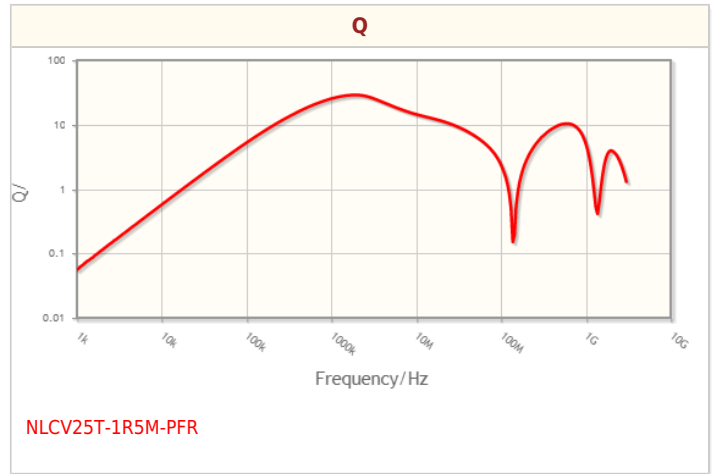
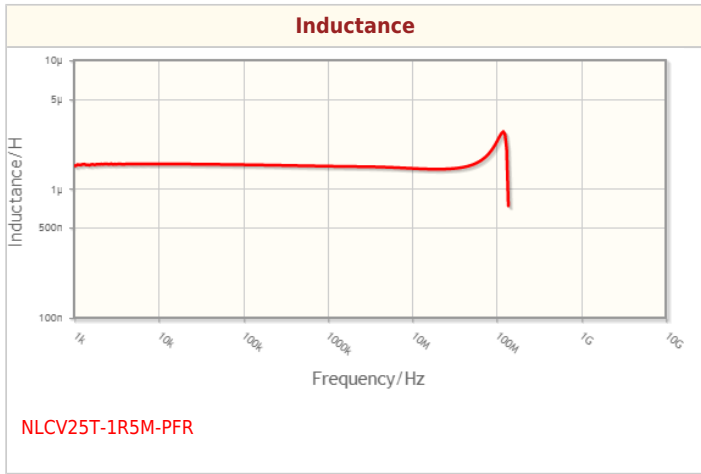
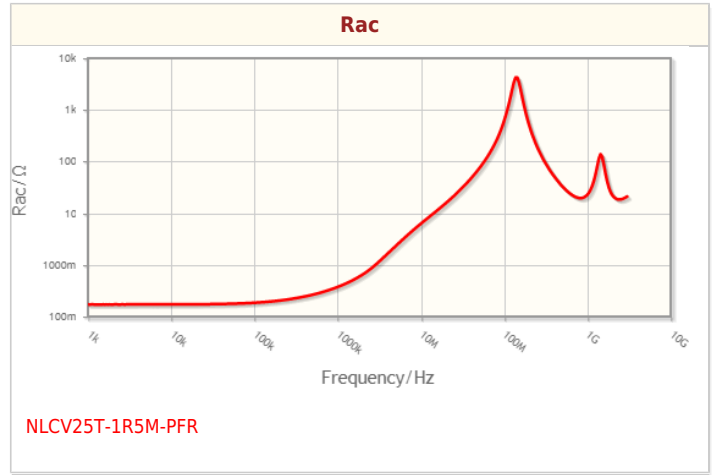
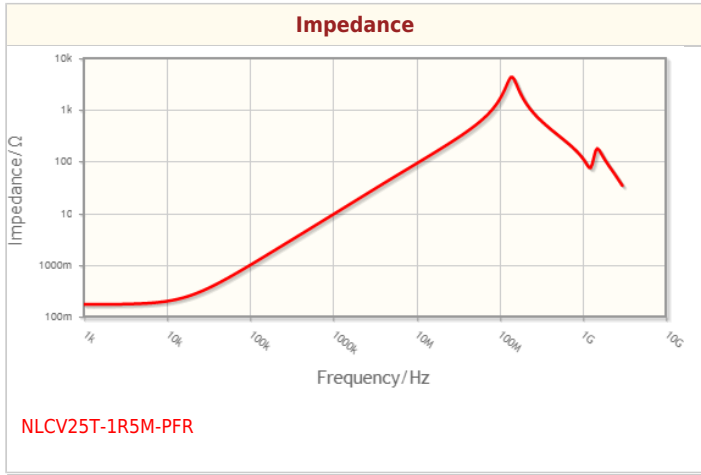
Size	
Length(L)	2.50mm ±0.20mm
Width(W)	2.00mm ±0.10mm
Thickness Height	1.80mm ±0.10mm
Recommended Land Pattern (A)	1.00mm Nom.
Recommended Land Pattern (B)	1.50mm Nom.
Recommended Land Pattern (C)	1.50mm Nom.

Electrical Characteristics	
Inductance	1.5µH ±20% at 7.96MHz
Rated Current	890mA
DC Resistance [Typ.]	180mΩ
DC Resistance [Max.]	216mΩ
Self Resonant Frequency [Min.]	80MHz
Self Resonant Frequency [Typ.]	
Q [Min.]	
Q [Typ.]	10 at 7.96MHz

Other	
Operating Temp. Range (Including Self-Temp. Rise)	-40 to 125°C
Soldering Method	Wave (Flow)
	Reflow
	Iron Soldering
AEC-Q200	NO
Packing	Embossed (Plastic)Taping [180mm Reel]
Package Quantity	2000pcs
Weight	0.025g

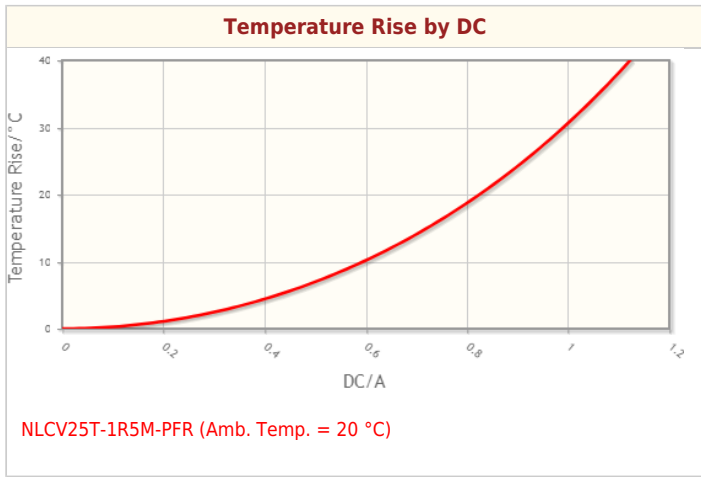
! Images are for reference only and show exemplary products.
! This PDF document was created based on the data listed on the TDK Corporation website.
! All specifications are subject to change without notice.

Characteristic Graphs(This is reference data, and does not guarantee the products characteristics.)



! Images are for reference only and show exemplary products.
! This PDF document was created based on the data listed on the TDK Corporation website.
! All specifications are subject to change without notice.

Characteristic Graphs(This is reference data, and does not guarantee the products characteristics.)



! Images are for reference only and show exemplary products.
! This PDF document was created based on the data listed on the TDK Corporation website.
! All specifications are subject to change without notice.

Associated Images

