

<b>Applications</b>	Commercial Grade
<b>Feature</b>	No Directivity Wire Wound Ferrite Core
<b>Series   Type</b>	VLB
<b>Status</b>	Production
<b>Brand</b>	TDK



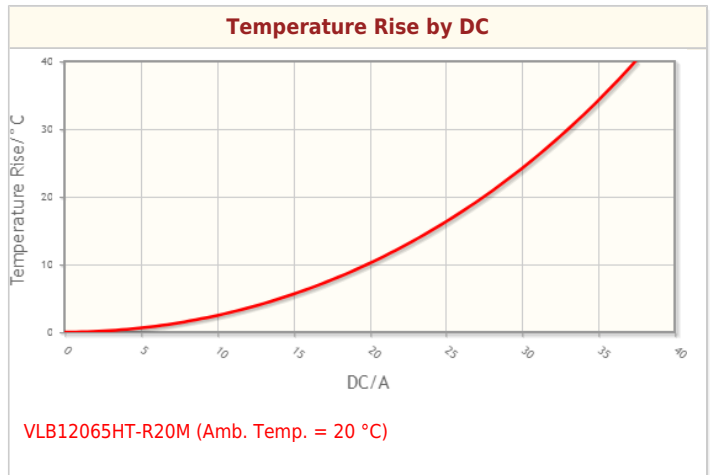
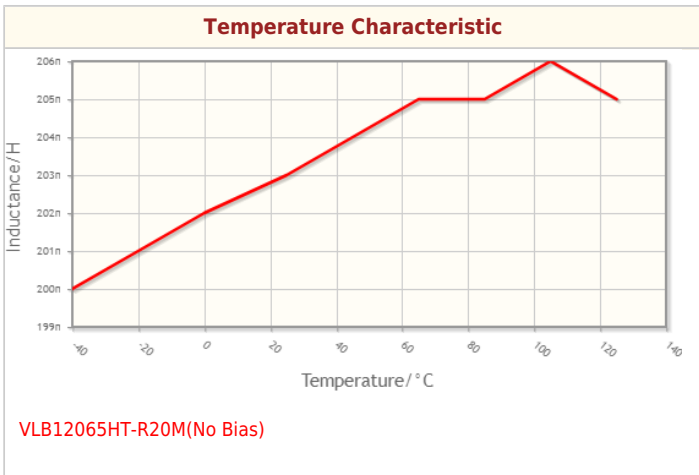
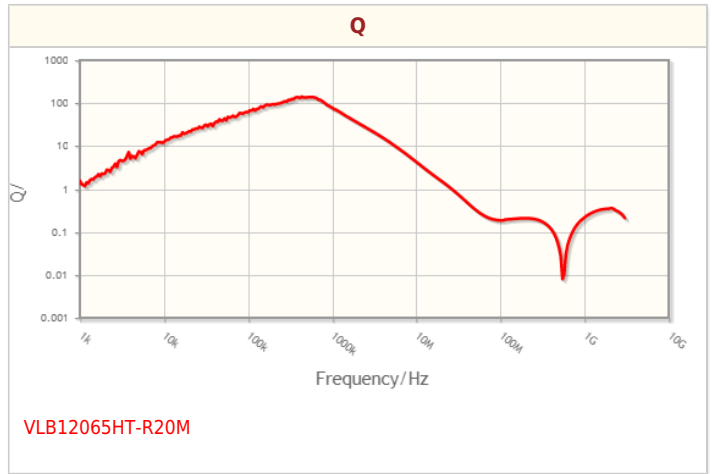
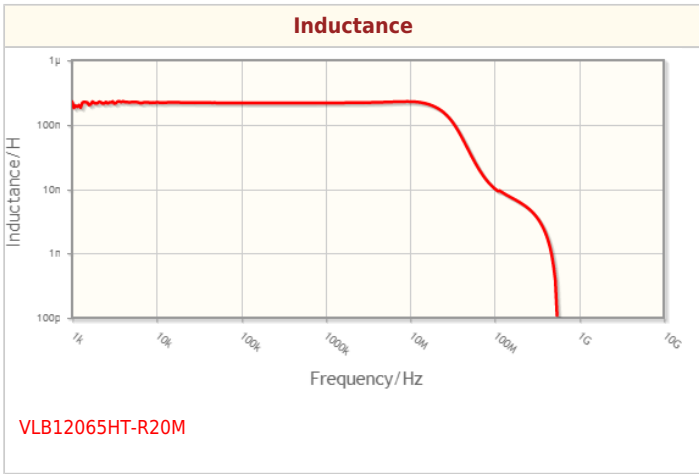
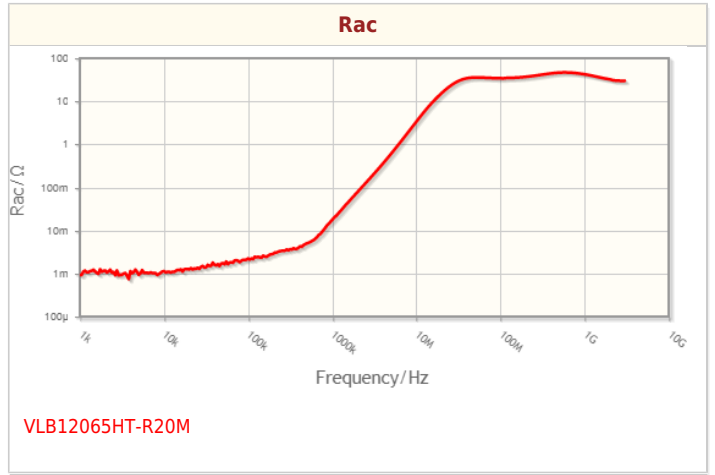
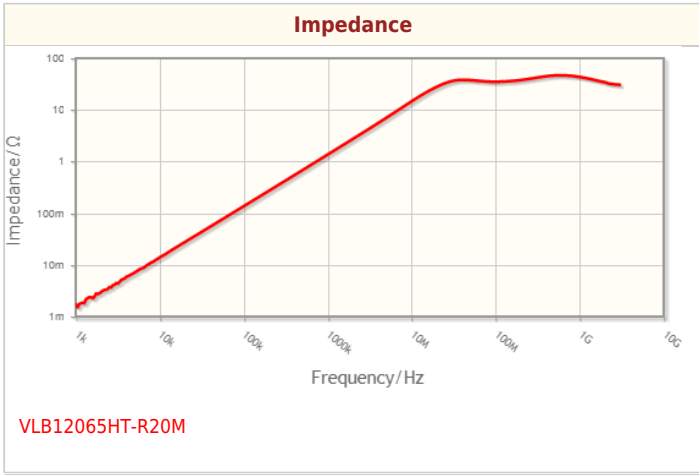
Size	
Length(L)	11.60mm ±0.40mm
Width(W)	9.70mm ±0.30mm
Thickness   Height	6.30mm ±0.20mm
Recommended Land Pattern (A)	3.40mm Nom.
Recommended Land Pattern (B)	5.60mm Nom.
Recommended Land Pattern (C)	3.00mm Nom.

Electrical Characteristics	
Inductance	200nH ±20% at 1MHz
Rated Current (L Change) [Typ.]	67A (20% Down)
Rated Current (L Change) [Max.]	
Rated Current (Temperature Rise) [Typ.]	27A (40°C Rise)
Rated Current (Temperature Rise) [Max.]	
DC Resistance [Typ.]	440μΩ
DC Resistance [Max.]	466μΩ
Self Resonant Frequency [Min.]	
Self Resonant Frequency [Typ.]	
Q [Min.]	
Q [Typ.]	

Other	
Operating Temp. Range (Including Self-Temp. Rise)	-40 to 125°C
Soldering Method	Reflow Iron Soldering
AEC-Q200	NO
Packing	Embossed (Plastic)Taping [330mm Reel]
Package Quantity	500pcs
Weight	3.22g

! Images are for reference only and show exemplary products.  
! This PDF document was created based on the data listed on the TDK Corporation website.  
! All specifications are subject to change without notice.

Characteristic Graphs(This is reference data, and does not guarantee the products characteristics.)



! Images are for reference only and show exemplary products.  
! This PDF document was created based on the data listed on the TDK Corporation website.  
! All specifications are subject to change without notice.

## Associated Images

