

MLK1005S5N1ST000



Applications	Commercial Grade
Feature	<p>No Directivity No Directivity</p> <p>Multilayer Multilayer</p> <p>Non-Mag Core Non-Magnetic Core (Dielectric Ceramic)</p> <p>High SRF High SRF</p>
Series Type	MLK
Status	<p> Production (Not Recommended for New Design)</p> <p>Recommended Alternate Part No. : MLG1005S5N1ST000 (Interchangeability is not guaranteed.)</p>
Brand	TDK



Size	
Length(L)	1.00mm ±0.10mm
Width(W)	0.50mm ±0.10mm
Thickness Height	0.50mm ±0.10mm
Recommended Land Pattern (A)	0.50mm Nom.
Recommended Land Pattern (B)	0.40mm Nom.
Recommended Land Pattern (C)	0.50mm Nom.

Electrical Characteristics	
Inductance	5.1nH ±0.3nH at 100MHz
Rated Current	400mA
DC Resistance [Typ.]	150mΩ
DC Resistance [Max.]	300mΩ
Self Resonant Frequency [Min.]	5.8GHz
Self Resonant Frequency [Typ.]	7GHz
Q [Min.]	7 at 100MHz
Q [Typ.]	8 at 100MHz

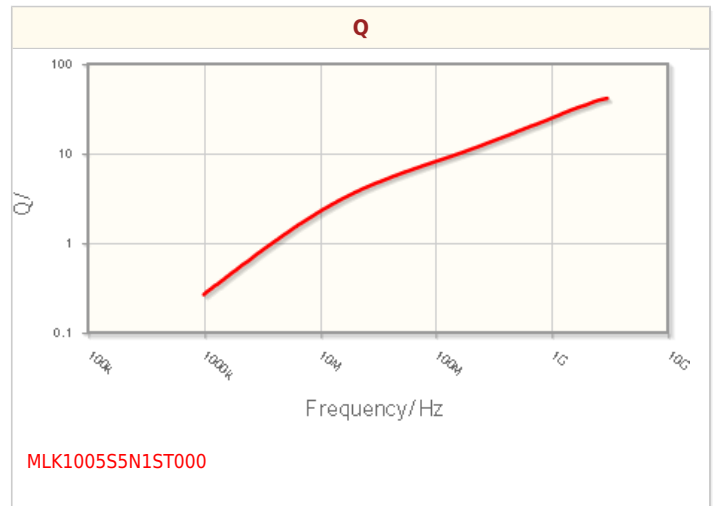
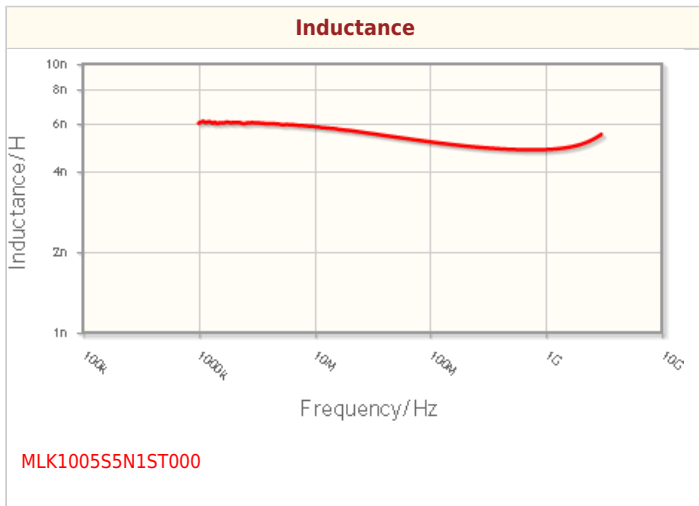
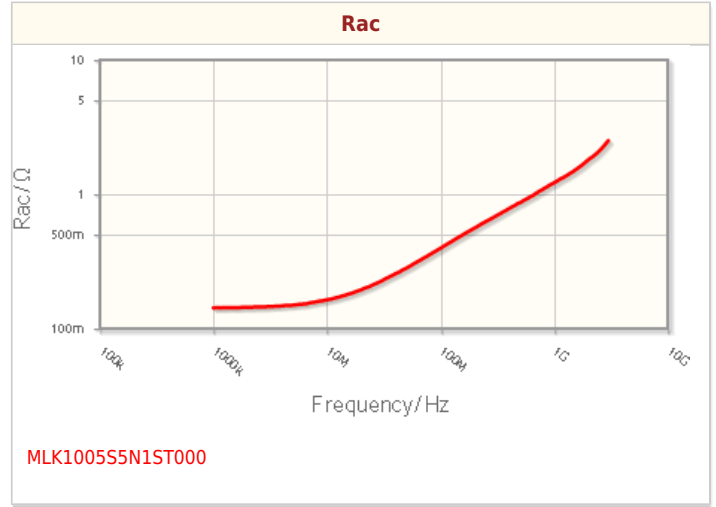
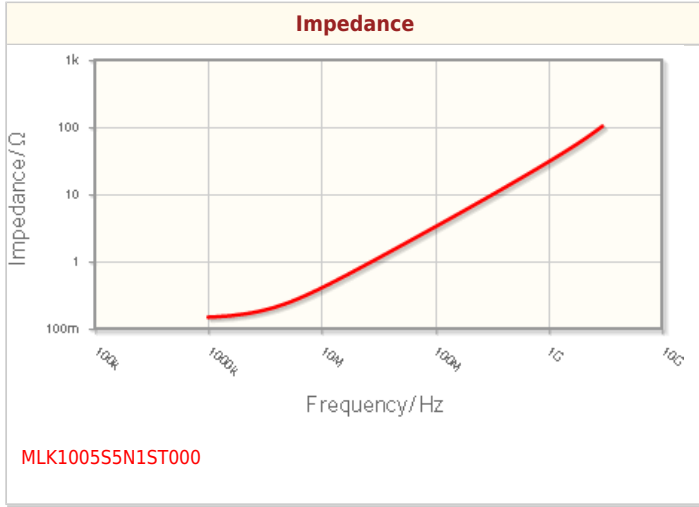
Other	
Operating Temp. Range (Including Self-Temp. Rise)	-55 to 125°C
Soldering Method	Reflow Iron Soldering
AEC-Q200	No
Packing	Punched (Paper)Taping [180mm Reel]
Package Quantity	10000pcs
Weight	0.001g

! Images are for reference only and show exemplary products.
! This PDF document was created based on the data listed on the TDK Corporation website.
! All specifications are subject to change without notice.

MLK1005S5N1ST000



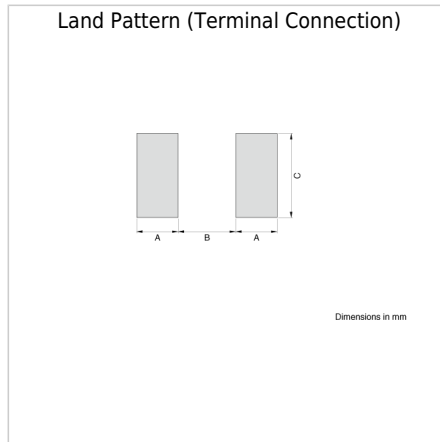
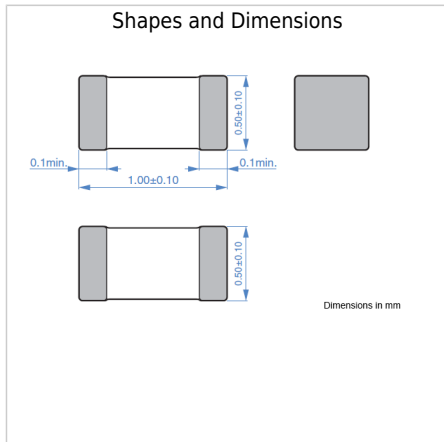
Characteristic Graphs(This is reference data, and does not guarantee the products characteristics.)



! Images are for reference only and show exemplary products.
! This PDF document was created based on the data listed on the TDK Corporation website.
! All specifications are subject to change without notice.



Associated Images



! Images are for reference only and show exemplary products.
! This PDF document was created based on the data listed on the TDK Corporation website.
! All specifications are subject to change without notice.