

BLM18BB050SN1#

“#” indicates a package specification code.

In Production

RoHS

REACH

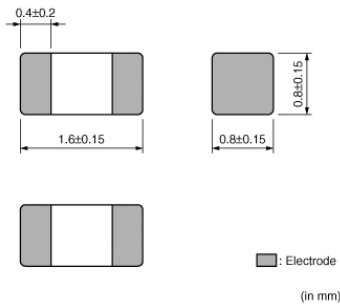
< List of part numbers with package codes >

BLM18BB050SN1B

BLM18BB050SN1D

BLM18BB050SN1J

Appearance & Shape



Packaging Information

Packaging	Specifications	Standard Packing Quantity
B	Bulk(Bag)	1000
D	180mm Paper Tape	4000
J	330mm Paper Tape	10000

Applications

Other Usage	For general
-------------	-------------

Attention

1.This datasheet is downloaded from the website of Murata Manufacturing Co., Ltd. Therefore, it's specifications are subject to change or our products in it may be discontinued without advance notice. Please check with our sales representatives or product engineers before ordering.

2.This datasheet has only typical specifications because there is no space for detailed specifications.

Therefore, please review our product specifications or consult the approval sheet for product specifications before ordering.

BLM18BB050SN1#

“#” indicates a package specification code.

Features

The chip ferrite beads BLM series is designed to work nearly as a resistor at noise frequencies, which greatly reduces the possibility of resonance and leaves signal wave forms undistorted.

BLM series is effective in circuits without stable ground lines because BLM series does not need a connection to ground.

BLM_B series can minimize attenuation of the signal waveform due to its sharp impedance characteristics. Various impedances are available to match signal frequency.

The nickel barrier structure of the external electrodes provides excellent solder heat resistance.

Attention

1.This datasheet is downloaded from the website of Murata Manufacturing Co., Ltd. Therefore, it's specifications are subject to change or our products in it may be discontinued without advance notice. Please check with our sales representatives or product engineers before ordering.

2.This datasheet has only typical specifications because there is no space for detailed specifications.

Therefore, please review our product specifications or consult the approval sheet for product specifications before ordering.

BLM18BB050SN1#

“#” indicates a package specification code.



Specifications

Shape	SMD
Size Code (in inch)	0603
Length	1.6mm
Length Tolerance	±0.15mm
Width	0.8mm
Width Tolerance	±0.15mm
Thickness	0.8mm
Thickness Tolerance	±0.15mm
Operating Temperature Range	-55°C to 125°C
Mass(typ.)	0.005g
Number of Circuit	1
Rated Current (at 85°C)	800mA
Rated Current (at 125°C)	800mA
DC Resistance(max.)	0.05Ω
Impedance (at 100MHz)	5Ω
Impedance (at 100MHz) Tolerance	±25%
Size Code (in mm)	1608

Attention

1.This datasheet is downloaded from the website of Murata Manufacturing Co., Ltd. Therefore, it's specifications are subject to change or our products in it may be discontinued without advance notice. Please check with our sales representatives or product engineers before ordering.

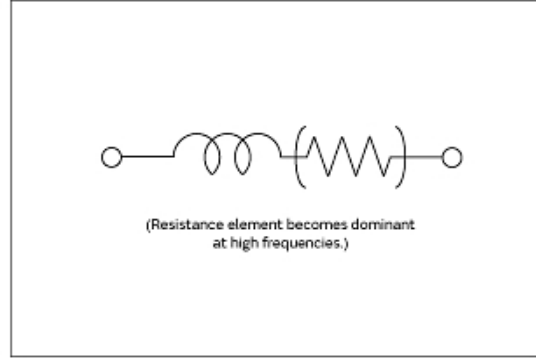
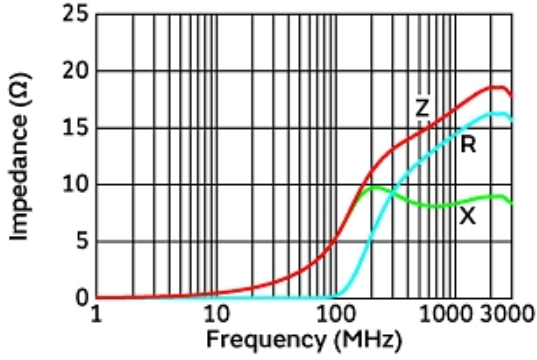
2.This datasheet has only typical specifications because there is no space for detailed specifications.

Therefore, please review our product specifications or consult the approval sheet for product specifications before ordering.

BLM18BB050SN1#

“#” indicates a package specification code.

Product Data



Impedance-Frequency Characteristics

Equivalent Circuit

Attention

- 1.This datasheet is downloaded from the website of Murata Manufacturing Co., Ltd. Therefore, it's specifications are subject to change or our products in it may be discontinued without advance notice. Please check with our sales representatives or product engineers before ordering.
- 2.This datasheet has only typical specifications because there is no space for detailed specifications. Therefore, please review our product specifications or consult the approval sheet for product specifications before ordering.