

Applications	Commercial Grade
Feature	<div style="border: 1px solid red; padding: 2px; display: inline-block;">Wire Wound</div> Wire Wound <div style="border: 1px solid green; padding: 2px; display: inline-block;">Shield</div> Magnetic Shield <div style="border: 1px solid gray; padding: 2px; display: inline-block;">Ferrite Core</div> Ferrite Core
Series Type	VLS-E
Status	Production (Not Recommended for New Design) Recommended Alternate Part No. : VLS201610CX-R47M-1 (Interchangeability is not guaranteed.)
Brand	TDK



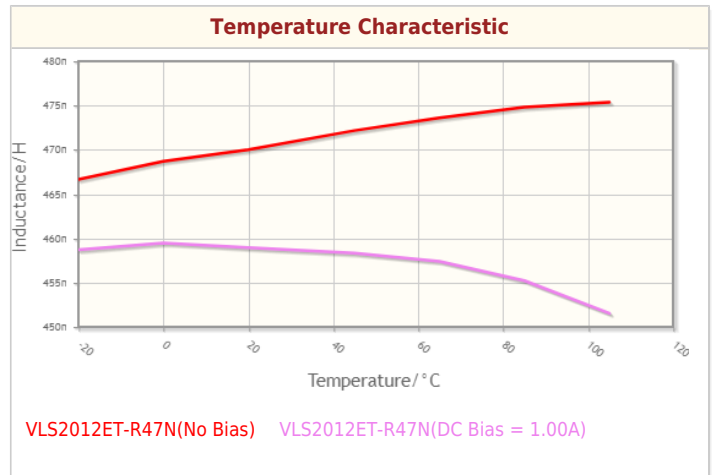
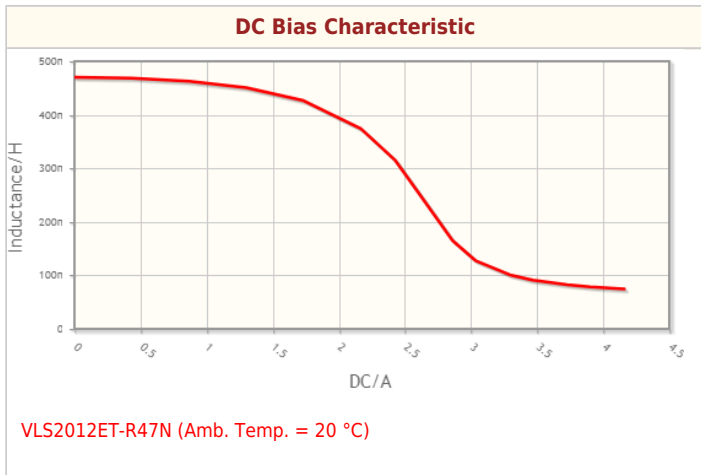
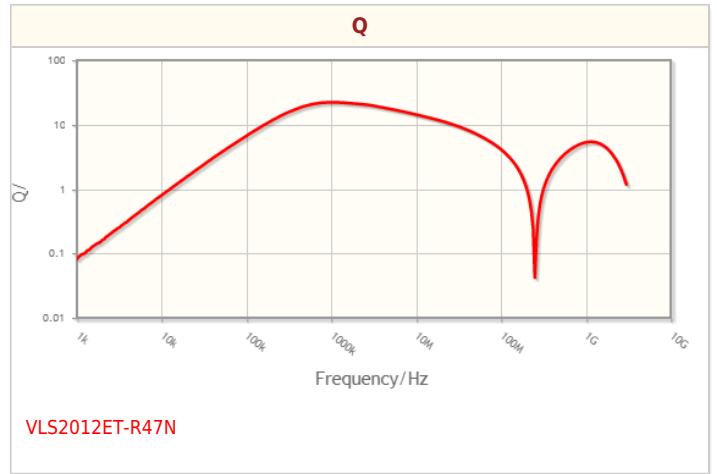
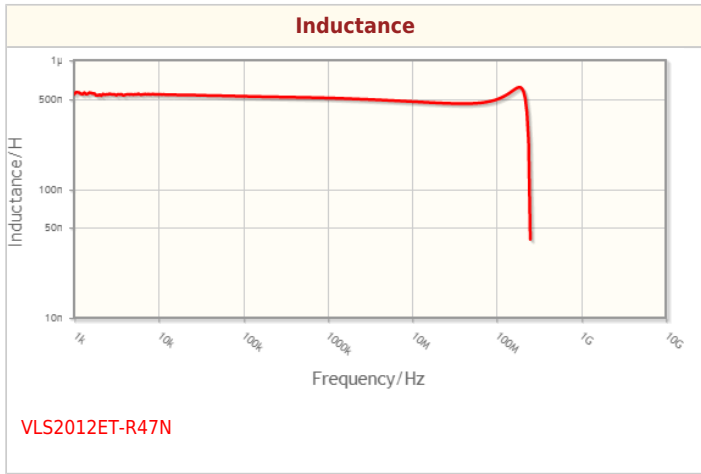
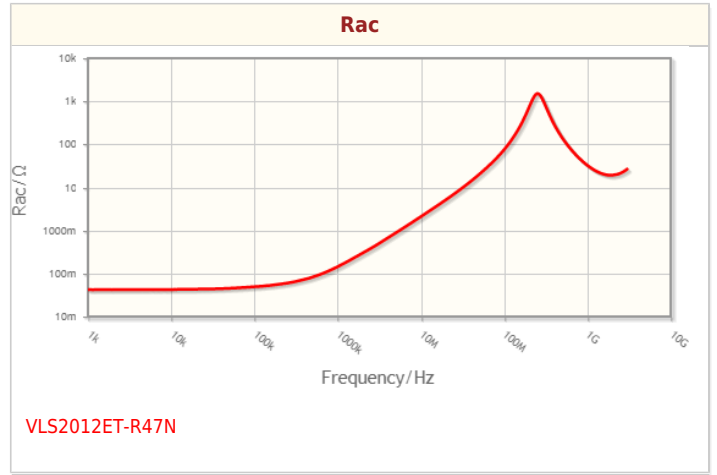
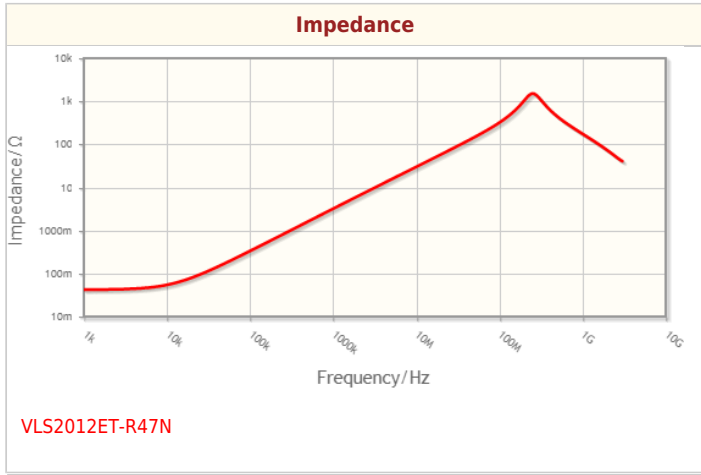
Size	
Length(L)	2.00mm ±0.10mm
Width(W)	2.00mm ±0.10mm
Thickness Height	1.20mm Max.
Recommended Land Pattern (A)	0.65mm Nom.
Recommended Land Pattern (B)	0.70mm Nom.
Recommended Land Pattern (C)	2.00mm Nom.

Electrical Characteristics	
Inductance	470nH ±30% at 1MHz
Rated Current (L Change) [Typ.]	2.25A (30% Down)
Rated Current (L Change) [Max.]	2.05A (30% Down)
Rated Current (Temperature Rise) [Typ.]	2A (40°C Rise)
Rated Current (Temperature Rise) [Max.]	
DC Resistance [Typ.]	49mΩ
DC Resistance [Max.]	59mΩ
Self Resonant Frequency [Min.]	
Self Resonant Frequency [Typ.]	
Q [Min.]	
Q [Typ.]	

Other	
Operating Temp. Range (Including Self-Temp. Rise)	-40 to 105°C
Soldering Method	Reflow
AEC-Q200	NO
Packing	Embossed (Plastic)Taping [180mm Reel]
Package Quantity	2000pcs
Weight	0.017g

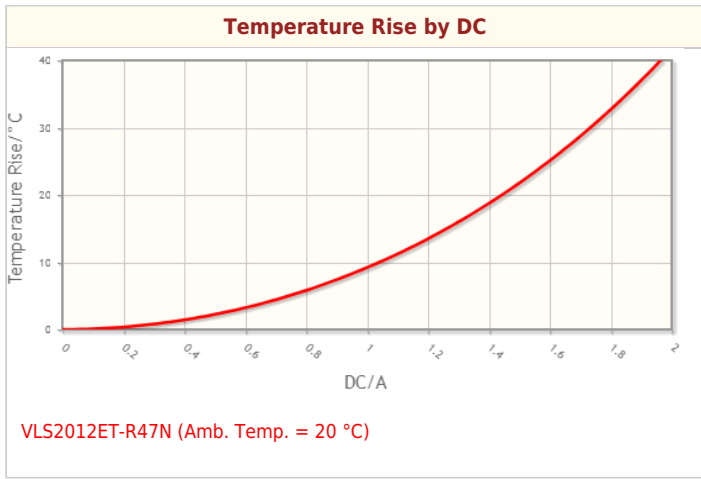
! Images are for reference only and show exemplary products.
 ! This PDF document was created based on the data listed on the TDK Corporation website.
 ! All specifications are subject to change without notice.

Characteristic Graphs(This is reference data, and does not guarantee the products characteristics.)



! Images are for reference only and show exemplary products.
! This PDF document was created based on the data listed on the TDK Corporation website.
! All specifications are subject to change without notice.

Characteristic Graphs(This is reference data, and does not guarantee the products characteristics.)



! Images are for reference only and show exemplary products.
! This PDF document was created based on the data listed on the TDK Corporation website.
! All specifications are subject to change without notice.

Associated Images

