

<b>Applications</b>	Automotive Grade
<b>Feature</b>	AEC-Q200
	Multilayer
	Non-Magnetic Core (Dielectric Ceramic)
	High Q
<b>Series   Type</b>	MLG-P
<b>Status</b>	Production
<b>Brand</b>	TDK



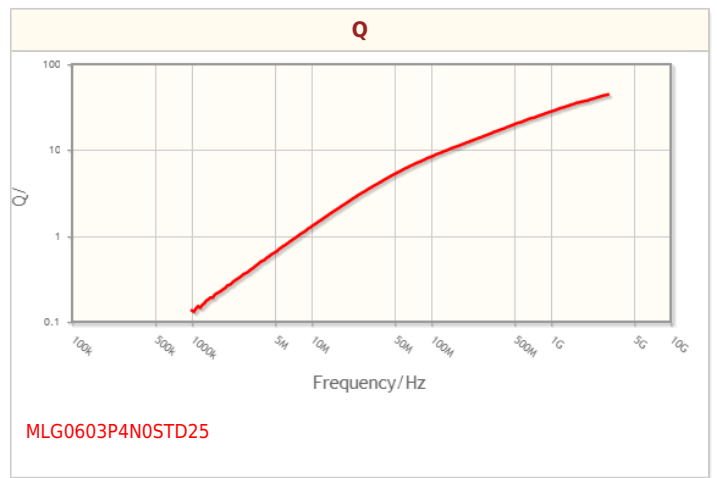
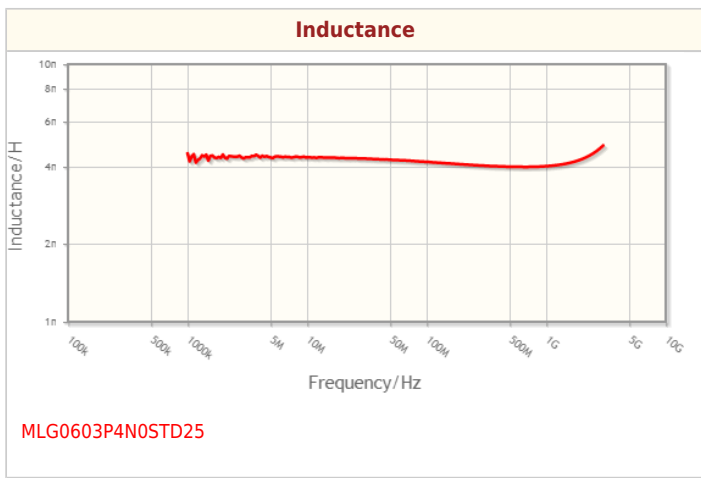
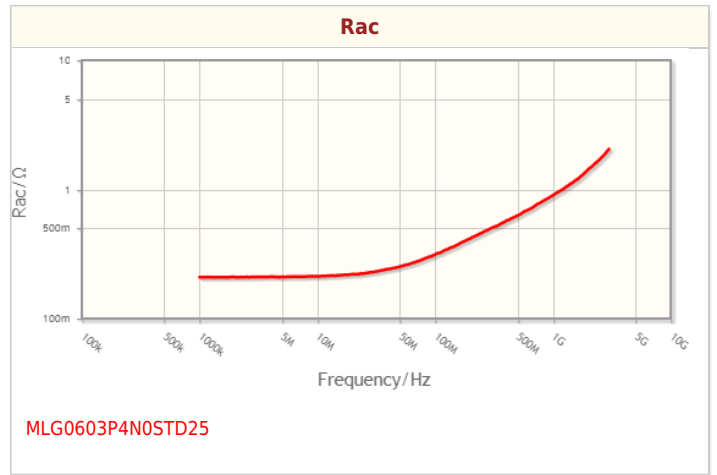
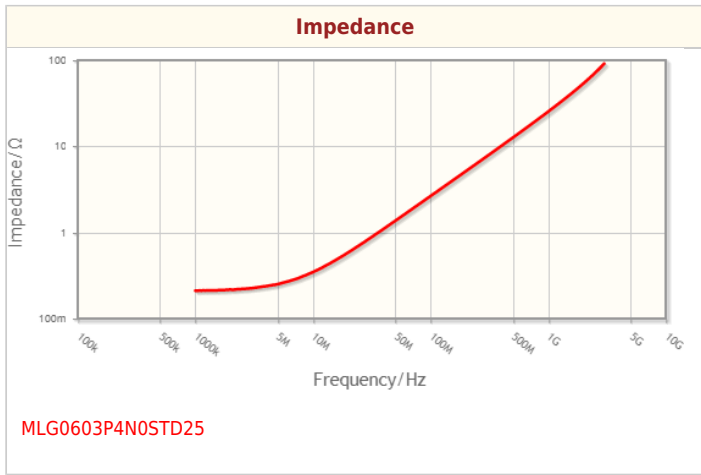
Size	
Length(L)	0.60mm ±0.03mm
Width(W)	0.30mm ±0.03mm
Thickness   Height	0.30mm ±0.03mm
Recommended Land Pattern (A)	0.25mm Nom.
Recommended Land Pattern (B)	0.30mm Nom.
Recommended Land Pattern (C)	0.30mm Nom.

Electrical Characteristics	
Inductance	4nH ±0.3nH at 500MHz
Rated Current	350mA
DC Resistance [Typ.]	210mΩ
DC Resistance [Max.]	400mΩ
Self Resonant Frequency [Min.]	5.8GHz
Self Resonant Frequency [Typ.]	6.7GHz
Q [Min.]	14 at 500MHz
Q [Typ.]	18 at 500MHz

Other	
Operating Temp. Range (Including Self-Temp. Rise)	-55 to 125°C
Soldering Method	Reflow
AEC-Q200	YES
Packing	Punched (Paper)Taping [180mm Reel, Tape width 8mm]
Package Quantity	15000pcs
Weight	0.0002g

! Images are for reference only and show exemplary products.  
! This PDF document was created based on the data listed on the TDK Corporation website.  
! All specifications are subject to change without notice.

Characteristic Graphs(This is reference data, and does not guarantee the products characteristics.)



! Images are for reference only and show exemplary products.  
! This PDF document was created based on the data listed on the TDK Corporation website.  
! All specifications are subject to change without notice.

## Associated Images

