



Applications	<div>Automotive Grade</div>
Feature	<div><div>AEC-Q200</div>AEC-Q200</div>
	<div><div>Multilayer</div>Multilayer</div>
	<div><div>Non-Mag Core</div>Non-Magnetic Core (Dielectric Ceramic)</div>
Series   Type	MLG
Status	<div>Production</div>
Brand	TDK



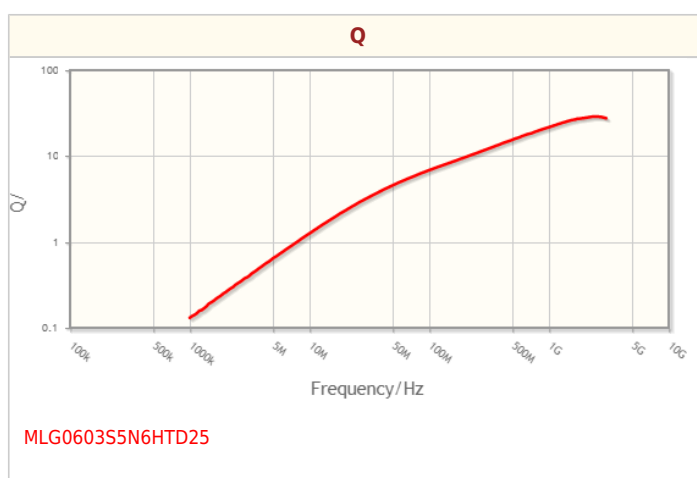
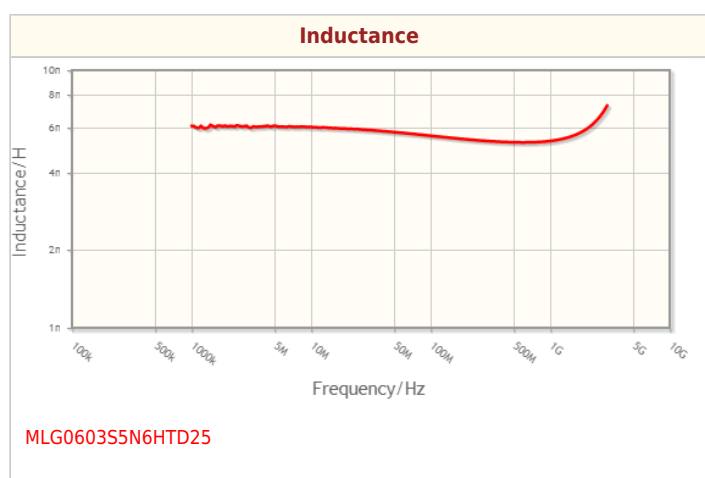
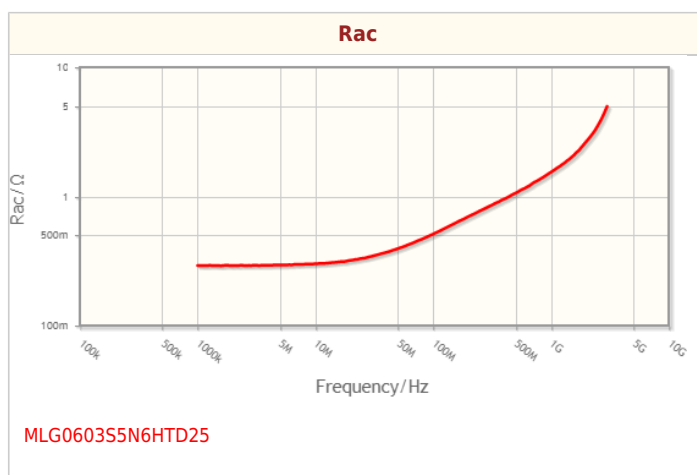
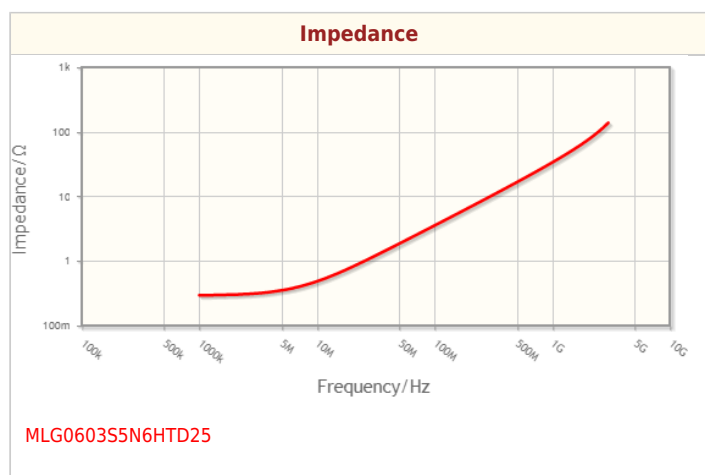
Size	
Length(L)	0.60mm ±0.03mm
Width(W)	0.30mm ±0.03mm
Thickness   Height	0.30mm ±0.03mm
Recommended Land Pattern (A)	0.25mm Nom.
Recommended Land Pattern (B)	0.30mm Nom.
Recommended Land Pattern (C)	0.30mm Nom.

Electrical Characteristics	
Inductance	5.6nH ±3% at 100MHz
Rated Current	250mA
DC Resistance [Typ.]	310mΩ
DC Resistance [Max.]	500mΩ
Self Resonant Frequency [Min.]	4.2GHz
Self Resonant Frequency [Typ.]	5.3GHz
Q [Min.]	5 at 100MHz
Q [Typ.]	

Other	
Operating Temp. Range (Including Self-Temp. Rise)	-55 to 125°C
Soldering Method	Reflow
	Iron Soldering
AEC-Q200	YES
Packing	Punched (Paper)Taping [180mm Reel, Tape width 8mm]
Package Quantity	15000pcs
Weight	0.0002g

! Images are for reference only and show exemplary products.  
! This PDF document was created based on the data listed on the TDK Corporation website.  
! All specifications are subject to change without notice.

## Characteristic Graphs(This is reference data, and does not guarantee the products characteristics.)



# Associated Images

