

<b>Applications</b>	Automotive Grade
<b>Feature</b>	<p> AEC-Q200</p> <p> No Directivity</p> <p> Multilayer</p> <p> Non-Magnetic Core (Dielectric Ceramic)</p> <p>High Self Resonant Frequency</p>
<b>Series   Type</b>	MLK
<b>Status</b>	<p> EOL announced</p> <p>Recommended Alternate Part No. : <a href="#">MLG1005S56NJD25</a> (Interchangeability is not guaranteed.)</p> <p>Discontinue Issue Date : May.24, 2021</p> <p>Last Purchase Order Date : Mar.31, 2026</p> <p>Last Shipment Date : Jun.30, 2026</p>
<b>Brand</b>	TDK



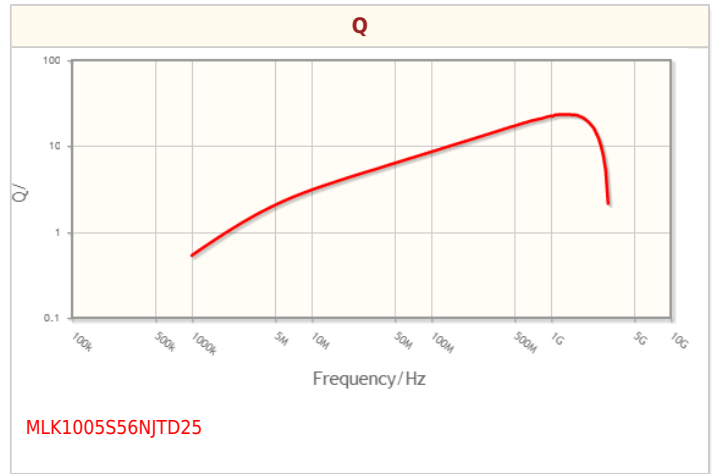
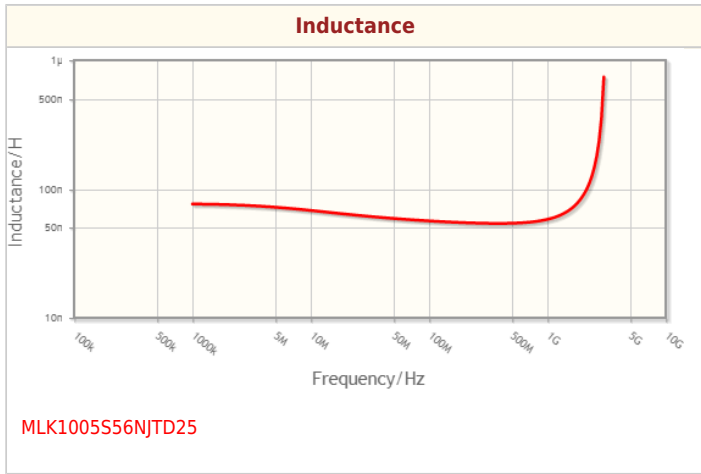
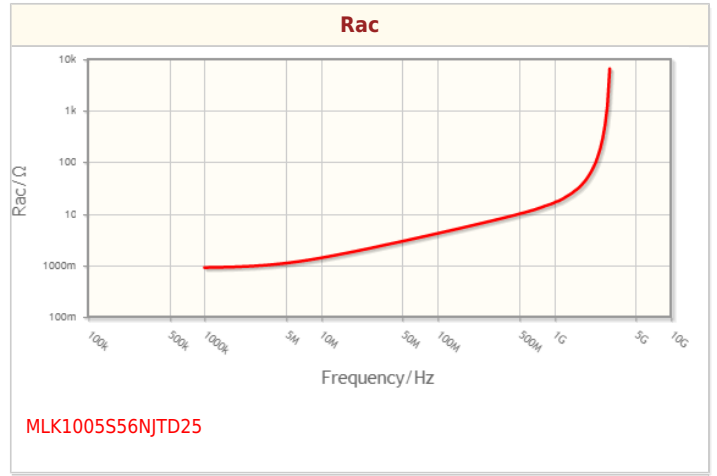
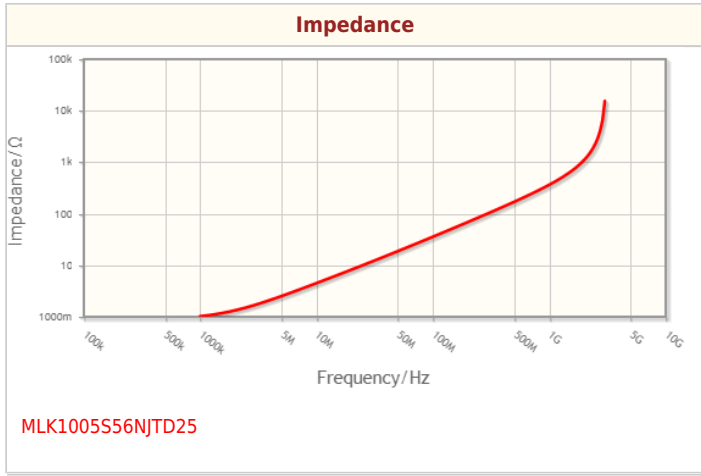
Size	
Length(L)	1.00mm ±0.10mm
Width(W)	0.50mm ±0.10mm
Thickness   Height	0.50mm ±0.10mm
Recommended Land Pattern (A)	0.50mm Nom.
Recommended Land Pattern (B)	0.40mm Nom.
Recommended Land Pattern (C)	0.50mm Nom.

Electrical Characteristics	
Inductance	56nH ±5% at 100MHz
Rated Current	200mA
DC Resistance [Typ.]	840mΩ
DC Resistance [Max.]	1.3Ω
Self Resonant Frequency [Min.]	1.5GHz
Self Resonant Frequency [Typ.]	2.6GHz
Q [Min.]	6 at 100MHz
Q [Typ.]	9 at 100MHz

Other	
Operating Temp. Range (Including Self-Temp. Rise)	-55 to 125°C
Soldering Method	Reflow Iron Soldering
AEC-Q200	YES
Packing	Punched (Paper)Taping [180mm Reel, Tape width 8mm]
Package Quantity	10000pcs
Weight	0.001g

! Images are for reference only and show exemplary products.  
! This PDF document was created based on the data listed on the TDK Corporation website.  
! All specifications are subject to change without notice.

Characteristic Graphs(This is reference data, and does not guarantee the products characteristics.)



! Images are for reference only and show exemplary products.  
! This PDF document was created based on the data listed on the TDK Corporation website.  
! All specifications are subject to change without notice.

## Associated Images

