

**Applications**



Commercial Grade

**Feature**

**Multilayer** Multilayer

**Non-Mag Core** Non-Magnetic Core (Dielectric Ceramic)

**Series | Type**

MLG

**Status**



Production

**Brand**

TDK



**Size**

Length(L)	1.00mm ±0.05mm
Width(W)	0.50mm ±0.05mm
Thickness   Height	0.50mm ±0.05mm
Recommended Land Pattern (A)	0.50mm Nom.
Recommended Land Pattern (B)	0.40mm Nom.
Recommended Land Pattern (C)	0.50mm Nom.

**Electrical Characteristics**

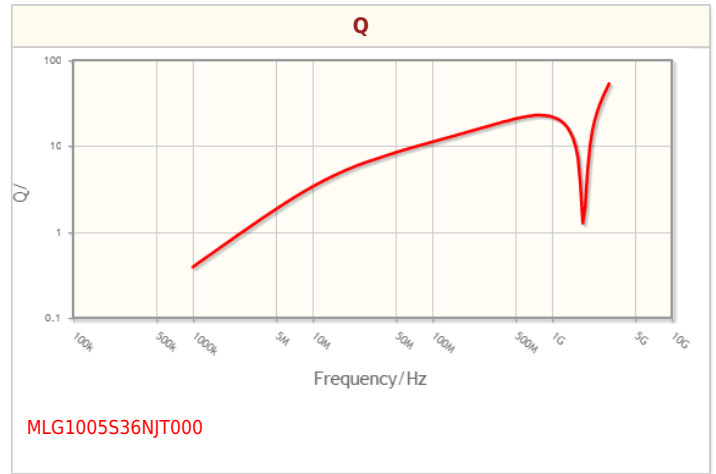
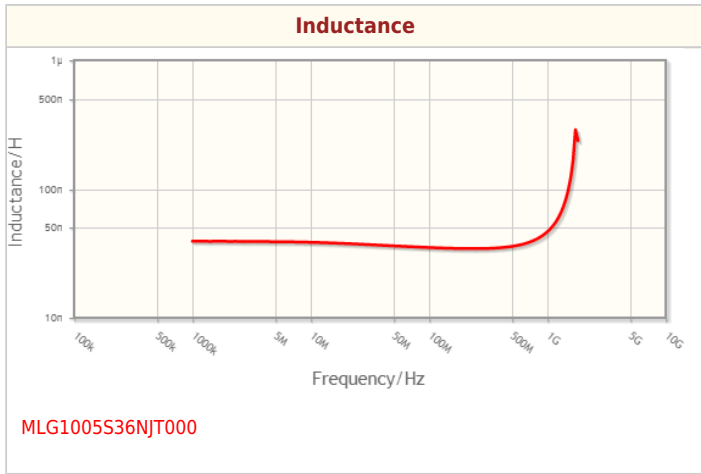
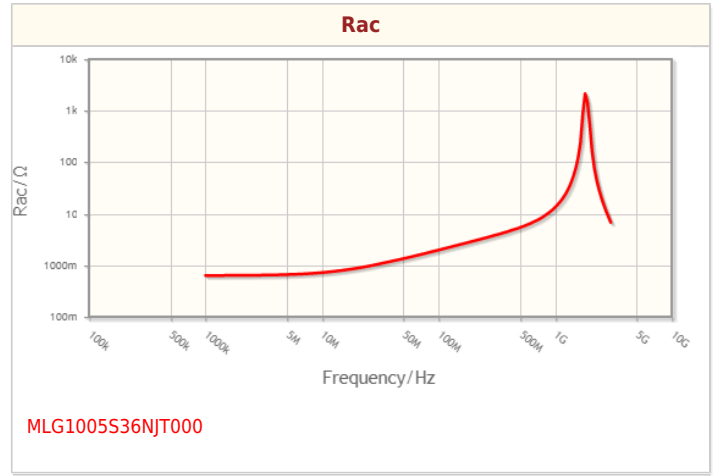
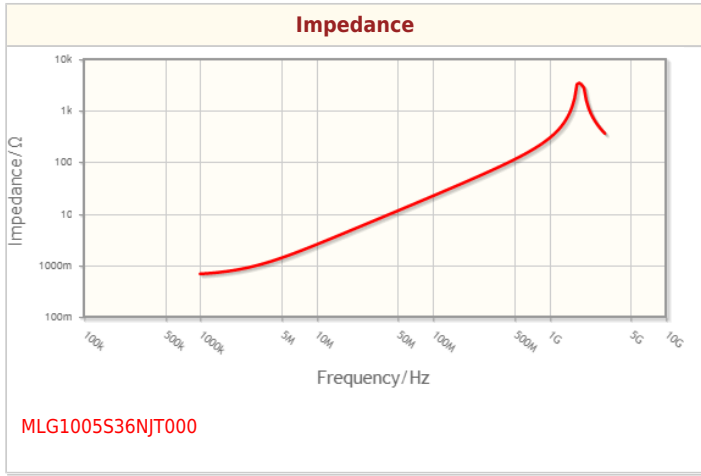
Inductance	36nH ±5% at 100MHz
Rated Current	250mA
DC Resistance [Typ.]	620mΩ
DC Resistance [Max.]	1Ω
Self Resonant Frequency [Min.]	1.3GHz
Self Resonant Frequency [Typ.]	1.7GHz
Q [Min.]	8 at 100MHz
Q [Typ.]	11 at 100MHz

**Other**

Operating Temp. Range (Including Self-Temp. Rise)	-55 to 125°C
Soldering Method	Reflow Iron Soldering
AEC-Q200	NO
Packing	Punched (Paper)Taping [180mm Reel, Tape width 8mm]
Package Quantity	10000pcs
Weight	0.001g

! Images are for reference only and show exemplary products.  
! This PDF document was created based on the data listed on the TDK Corporation website.  
! All specifications are subject to change without notice.

Characteristic Graphs(This is reference data, and does not guarantee the products characteristics.)



! Images are for reference only and show exemplary products.  
! This PDF document was created based on the data listed on the TDK Corporation website.  
! All specifications are subject to change without notice.

## Associated Images

