

<b>Applications</b>	Commercial Grade
<b>Feature</b>	No Directivity
	Multilayer
	Magnetic Shield
	Ferrite Core
<b>Series   Type</b>	MLF
<b>Status</b>	Production
<b>Brand</b>	TDK



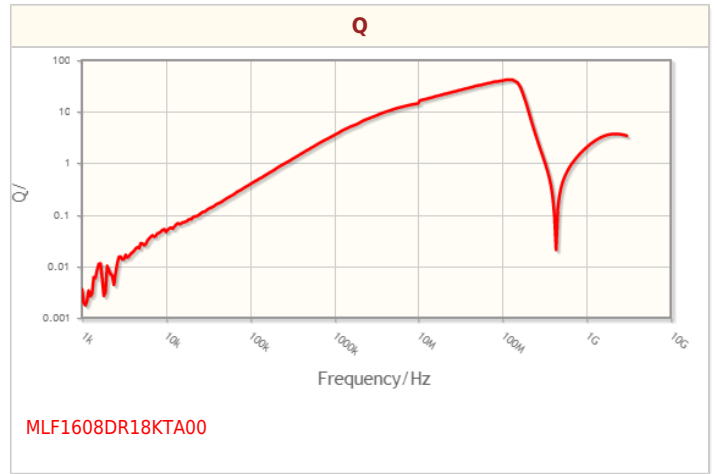
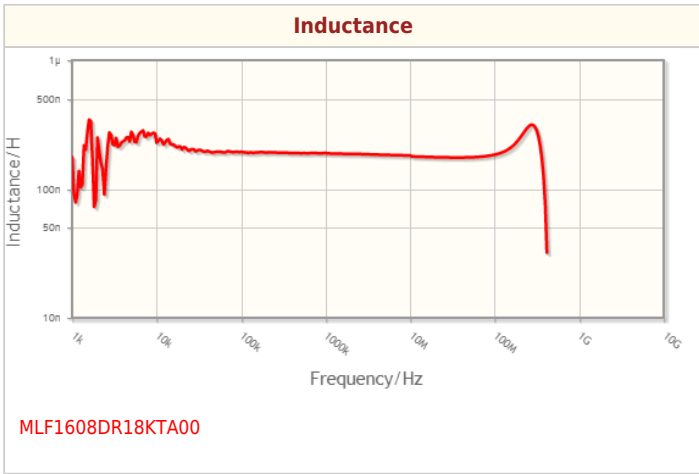
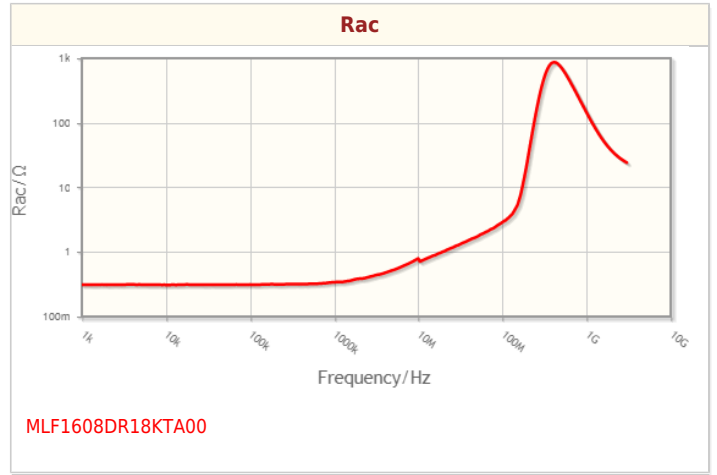
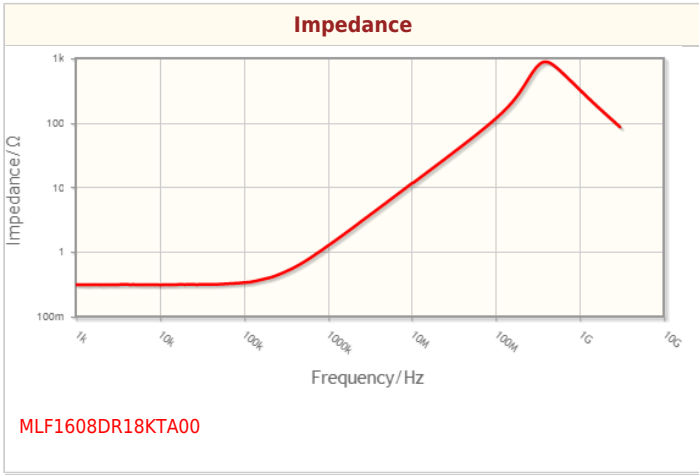
Size	
Length(L)	1.60mm ±0.15mm
Width(W)	0.80mm ±0.15mm
Thickness   Height	0.80mm ±0.15mm
Recommended Land Pattern (A)	0.60mm Nom.
Recommended Land Pattern (B)	0.80mm Nom.
Recommended Land Pattern (C)	0.80mm Nom.

Electrical Characteristics	
Inductance	180nH ±10% at 25MHz
Rated Current (L Change) [Typ.]	
Rated Current (L Change) [Max.]	150mA
Rated Current (Temperature Rise) [Typ.]	
Rated Current (Temperature Rise) [Max.]	
DC Resistance [Typ.]	250mΩ
DC Resistance [Max.]	500mΩ
Self Resonant Frequency [Min.]	320MHz
Self Resonant Frequency [Typ.]	450MHz
Q [Min.]	15 at 25MHz
Q [Typ.]	25 at 25MHz

Other	
Operating Temp. Range (Including Self-Temp. Rise)	-55 to 125°C
Soldering Method	Reflow
	Iron Soldering
AEC-Q200	NO
Packing	Punched (Paper)Taping [180mm Reel]
Package Quantity	4000pcs
Weight	0.004g

! Images are for reference only and show exemplary products.  
! This PDF document was created based on the data listed on the TDK Corporation website.  
! All specifications are subject to change without notice.

Characteristic Graphs(This is reference data, and does not guarantee the products characteristics.)



! Images are for reference only and show exemplary products.  
! This PDF document was created based on the data listed on the TDK Corporation website.  
! All specifications are subject to change without notice.

## Associated Images

