

| | |
|----------------------|--|
| Applications | Automotive Grade |
| Feature | AEC-Q200 Multilayer Non-Magnetic Core (Dielectric Ceramic) |
| Series Type | MLG |
| Status | Production |
| Brand | TDK |



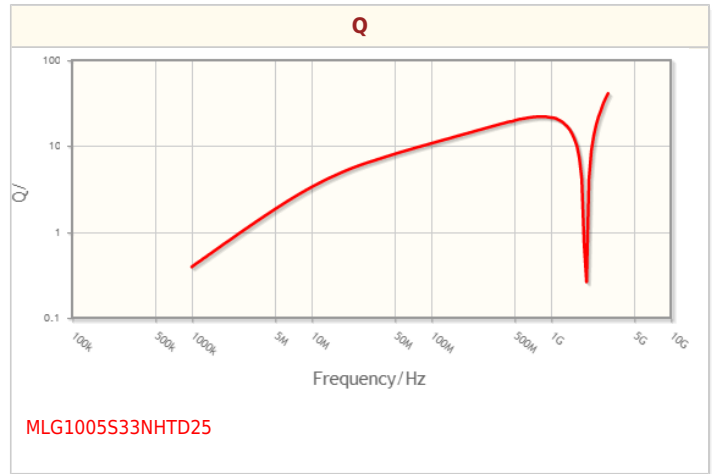
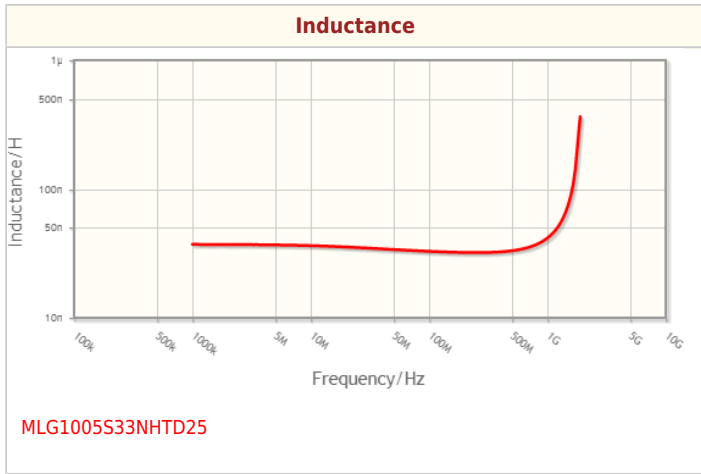
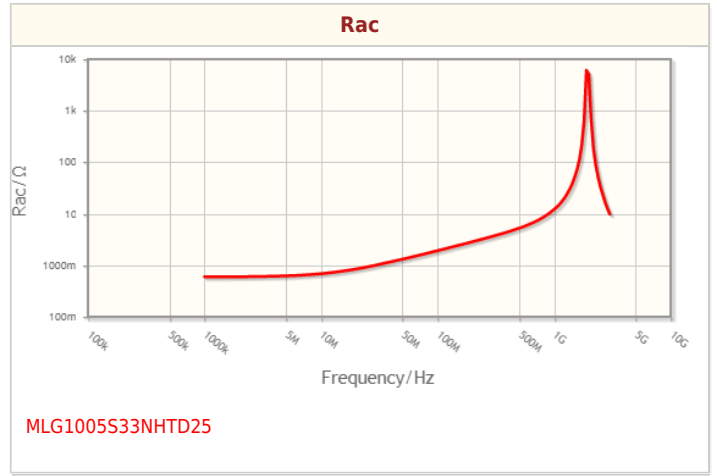
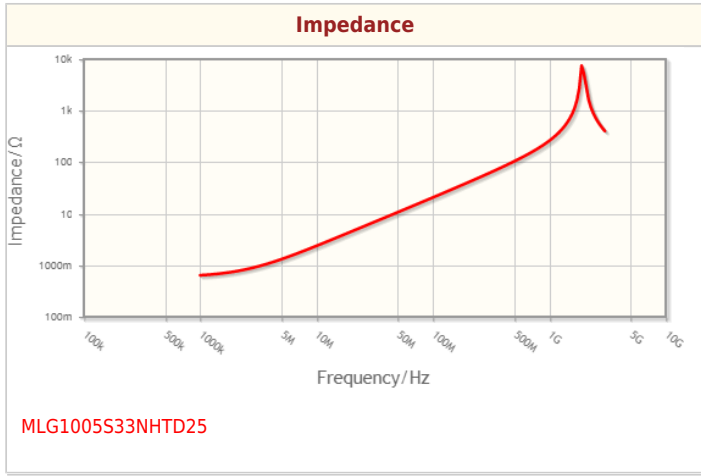
| Size | |
|------------------------------|----------------|
| Length(L) | 1.00mm ±0.05mm |
| Width(W) | 0.50mm ±0.05mm |
| Thickness Height | 0.50mm ±0.05mm |
| Recommended Land Pattern (A) | 0.50mm Nom. |
| Recommended Land Pattern (B) | 0.40mm Nom. |
| Recommended Land Pattern (C) | 0.50mm Nom. |

| Electrical Characteristics | |
|--------------------------------|--------------------|
| Inductance | 33nH ±3% at 100MHz |
| Rated Current | 300mA |
| DC Resistance [Typ.] | 590mΩ |
| DC Resistance [Max.] | 900mΩ |
| Self Resonant Frequency [Min.] | 1.4GHz |
| Self Resonant Frequency [Typ.] | 1.8GHz |
| Q [Min.] | 8 at 100MHz |
| Q [Typ.] | 11 at 100MHz |

| Other | |
|---|--|
| Operating Temp. Range (Including Self-Temp. Rise) | -55 to 125°C |
| Soldering Method | Reflow Iron Soldering |
| AEC-Q200 | YES |
| Packing | Punched (Paper)Taping [180mm Reel, Tape width 8mm] |
| Package Quantity | 10000pcs |
| Weight | 0.001g |

! Images are for reference only and show exemplary products.
! This PDF document was created based on the data listed on the TDK Corporation website.
! All specifications are subject to change without notice.

Characteristic Graphs(This is reference data, and does not guarantee the products characteristics.)



! Images are for reference only and show exemplary products.
! This PDF document was created based on the data listed on the TDK Corporation website.
! All specifications are subject to change without notice.

Associated Images



! Images are for reference only and show exemplary products.

! This PDF document was created based on the data listed on the TDK Corporation website.

! All specifications are subject to change without notice.