

<b>Applications</b>	Commercial Grade
<b>Feature</b>	<div style="border: 1px solid red; padding: 2px;">Multilayer</div> Multilayer <div style="border: 1px solid gray; padding: 2px;">Non-Mag Core</div> Non-Magnetic Core (Dielectric Ceramic) <div style="border: 1px solid yellow; padding: 2px;">Super High Q</div> Super High Q
<b>Series   Type</b>	MHQ-P
<b>Status</b>	Production
<b>Brand</b>	TDK



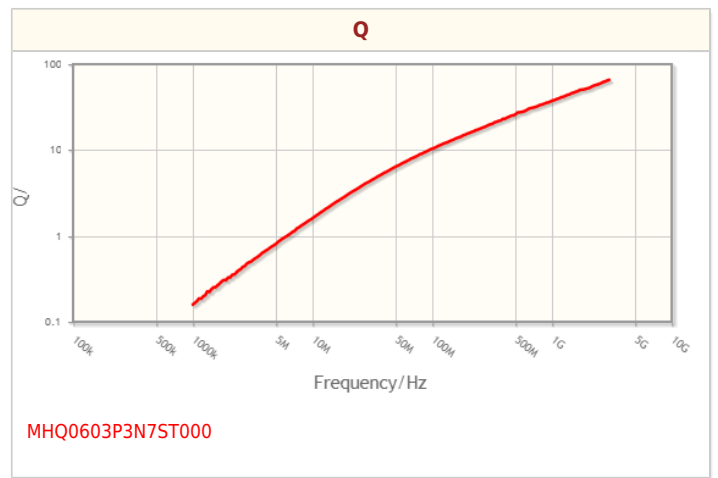
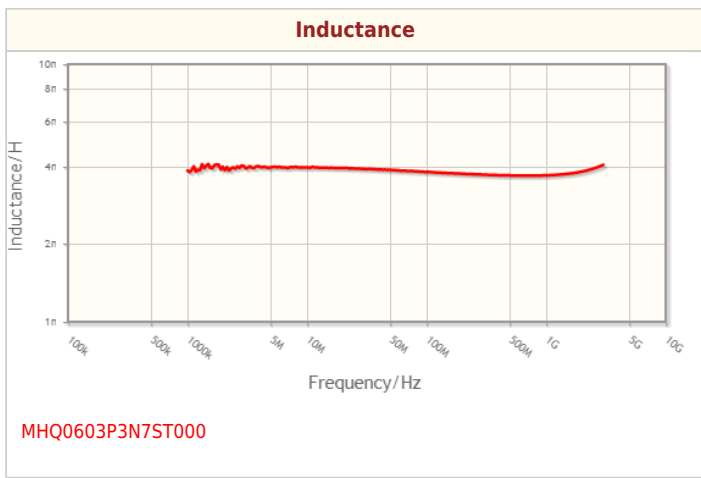
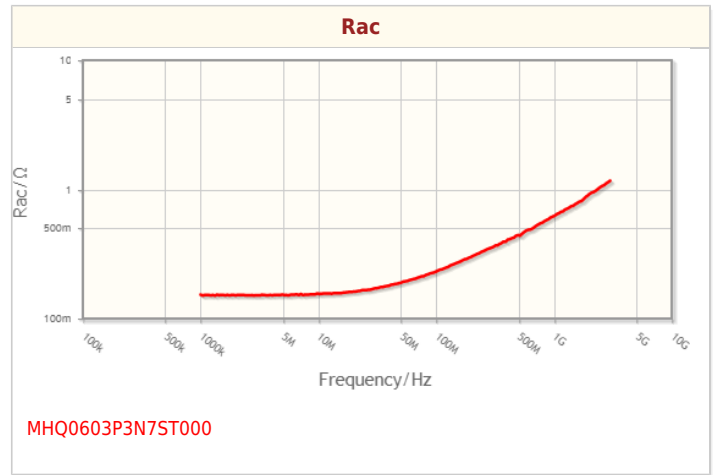
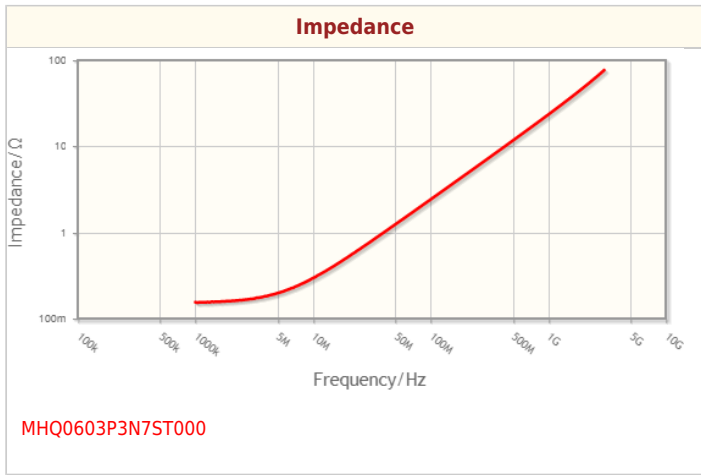
Size	
Length(L)	0.65mm ±0.05mm
Width(W)	0.35mm ±0.05mm
Thickness   Height	0.35mm ±0.05mm
Recommended Land Pattern (A)	0.25mm Nom.
Recommended Land Pattern (B)	0.30mm Nom.
Recommended Land Pattern (C)	0.30mm Nom.

Electrical Characteristics	
Inductance	3.7nH ±0.3nH at 500MHz
Rated Current	450mA
DC Resistance [Typ.]	170mΩ
DC Resistance [Max.]	250mΩ
Self Resonant Frequency [Min.]	6.5GHz
Self Resonant Frequency [Typ.]	9.1GHz
Q [Min.]	16 at 500MHz
Q [Typ.]	

Other	
Operating Temp. Range (Including Self-Temp. Rise)	-55 to 125°C
Soldering Method	Reflow
AEC-Q200	NO
Packing	Punched (Paper)Taping [180mm Reel, Tape width 8mm]
Package Quantity	15000pcs
Weight	0.0002g

! Images are for reference only and show exemplary products.  
 ! This PDF document was created based on the data listed on the TDK Corporation website.  
 ! All specifications are subject to change without notice.

Characteristic Graphs(This is reference data, and does not guarantee the products characteristics.)



! Images are for reference only and show exemplary products.  
! This PDF document was created based on the data listed on the TDK Corporation website.  
! All specifications are subject to change without notice.

## Associated Images

