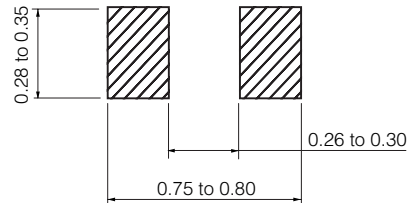
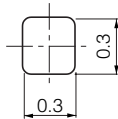
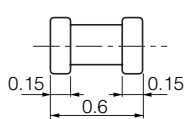


## 1. Non Magnetic Core Types RG, RF, RE, NK, NJ, ND, NC, NA

### ■ RG Type 0603 (0201)

● Dimensions in mm (not to scale)

● Recommended Land Pattern in mm (not to scale)



### ■ Standard Packing Quantity

● 15000 pcs./Reel

### ■ Standard Parts

Part No.	Inductance		Q min.	L, Q Test Freq. (MHz)	Q Typical (800 MHz)	SRF *1 (MHz)min.	DCR *2 (Ω)max.	DC Current (mA)max.
	(nH)	Tolerance						
ELJRG1N0D/ZF	1.0	±0.3 nH	±0.2 nH	4	100	20000	0.12	550
ELJRG1N2D/ZF	1.2					20000	0.15	550
ELJRG1N5D/ZF	1.5					20000	0.18	550
ELJRG1N8D/ZF	1.8					20000	0.22	420
ELJRG2N2D/ZF	2.2					13000	0.26	420
ELJRG2N7D/ZF	2.7					13000	0.32	420
ELJRG3N3D/ZF	3.3					10000	0.38	300
ELJRG3N9D/ZF	3.9					9600	0.48	300
ELJRG4N7D/ZF	4.7					8800	0.56	300
ELJRG5N6D/ZF	5.6					8300	0.70	230
ELJRG6N8J/ZF	6.8	±5 %	±2 %	3	100	7400	0.82	230
ELJRG8N2J/ZF	8.2					7000	1.00	230
ELJRG10NJ/GF	10.0					6600	1.30	230
ELJRG12NJ/GF	12.0					6100	1.60	190
ELJRG15NJ/GF	15.0					5600	2.20	150
ELJRG18NJ/GF	18.0					5400	2.80	130
ELJRG22NJ/GF	22.0					4600	3.50	120
ELJRG27NJ/GF	27.0					4700	4.00	110
ELJRG33NJ/GF	33.0					4500	6.00	90
ELJRG39NJ/GF	39.0					4000	8.00	80
ELJRG47NJ/GF	47.0	3400	10.00	70				

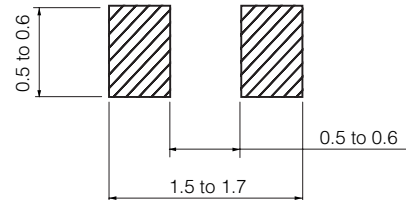
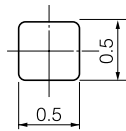
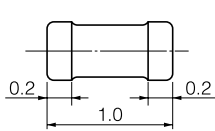
\*1 : Self Resonant Frequency \*2 : DC Resistance

Design and specifications are each subject to change without notice. Ask factory for the current technical specifications before purchase and/or use. Should a safety concern arise regarding this product, please be sure to contact us immediately.

### RF Type 1005 (0402)

● Dimensions in mm (not to scale)

● Recommended Land Pattern in mm (not to scale)



### Standard Packing Quantity

● 10000 pcs./Reel

### Standard Parts

Part No.	Inductance		Q min.	L, Q Test Freq. (MHz)	SRF *1 (MHz)min.	DCR *2 (Ω)max.	DC Current (mA)max.
	(nH)	Tolerance					
ELJRF1N0D/ZF2	1.0	±0.3 nH	8	100	6000	0.05	400
ELJRF1N2D/ZF2	1.2				6000	0.06	400
ELJRF1N5D/ZF2	1.5				6000	0.07	400
ELJRF1N8D/ZF2	1.8				6000	0.08	400
ELJRF2N2D/ZF2	2.2				6000	0.09	400
ELJRF2N7D/ZF2	2.7				5500	0.10	400
ELJRF3N3D/ZF2	3.3				5500	0.12	400
ELJRF3N9D/ZF2	3.9				5200	0.15	360
ELJRF4N7D/ZF2	4.7				4800	0.17	360
ELJRF5N6D/ZF2	5.6				4600	0.19	340
ELJRF6N8J/ZF2	6.8	± 5 %	8	100	4000	0.30	320
ELJRF8N2J/ZF2	8.2				3500	0.35	320
ELJRF10NJ/GF2	10.0				2800	0.41	320
ELJRF12NJ/GF2	12.0				2800	0.45	320
ELJRF15NJ/GF2	15.0				2500	0.60	240
ELJRF18NJ/GF2	18.0				2200	0.70	240
ELJRF22NJ/GF2	22.0				2000	0.80	200
ELJRF27NJ/GF2	27.0				1800	1.20	200
ELJRF33NJ/GF2	33.0				1800	1.40	170
ELJRF39NJ/GF2	39.0				1800	1.70	150
ELJRF47NJ/GF2	47.0	1800	2.10	140			
ELJRF56NJ/GF2	56.0	1500	2.50	130			
ELJRF68NJ/GF2	68.0	1500	4.00	120			
ELJRF82NJ/GF2	82.0	1400	4.50	110			
ELJRFR10J/GF2	100.0	1200	5.50	90			
ELJRF3N6D/ZF2	3.6	±0.3 nH	8	100	5300	0.14	380
ELJRF4N3D/ZF2	4.3				5000	0.16	360
ELJRF5N1D/ZF2	5.1				4700	0.18	350
ELJRF6N2D/ZF2	6.2				4300	0.25	330
ELJRF7N5J/ZF2	7.5				3700	0.33	320
ELJRF9N1J/ZF2	9.1				3100	0.38	320
ELJRF11NJ/GF2	11.0				2800	0.43	320
ELJRF13NJ/GF2	13.0				2600	0.53	280
ELJRF16NJ/GF2	16.0				2300	0.65	240
ELJRF20NJ/GF2	20.0				2100	0.75	220
ELJRF24NJ/GF2	24.0	1900	1.00	200			
ELJRF30NJ/GF2	30.0	1800	1.30	190			
ELJRF36NJ/GF2	36.0	1800	1.60	160			
ELJRF43NJ/GF2	43.0	1800	1.90	150			

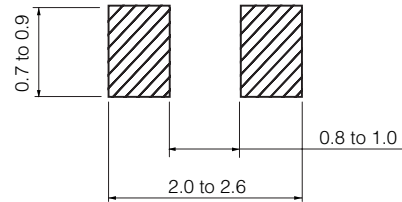
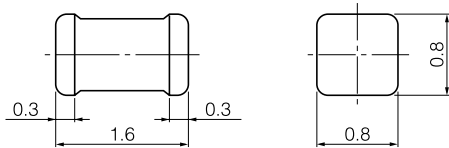
\*1 : Self Resonant Frequency \*2 : DC Resistance

Design and specifications are each subject to change without notice. Ask factory for the current technical specifications before purchase and/or use. Should a safety concern arise regarding this product, please be sure to contact us immediately.

## RE Type 1608 (0603)

● Dimensions in mm (not to scale)

● Recommended Land Pattern in mm (not to scale)



## Standard Packing Quantity

● 3000 pcs./Reel

## Standard Parts

Part No.	Inductance		Q min.	L, Q Test Freq. (MHz)	SRF *1 (MHz)min.	DCR *2 (Ω)max.	DC Current (mA)max.	
	(nH)	Tolerance						
ELJRE1N0D/ZF2	1.0	±0.3 nH	7	100	6000	0.05	500	
ELJRE1N2D/ZF2	1.2				6000	0.06	500	
ELJRE1N5D/ZF2	1.5		6000		0.07	500		
ELJRE1N8D/ZF2	1.8		6000		0.08	500		
ELJRE2N2D/ZF2	2.2		±0.2 nH		8	6000	0.09	500
ELJRE2N7D/ZF2	2.7					6000	0.10	500
ELJRE3N3D/ZF2	3.3	±5 %			9	5500	0.12	500
ELJRE3N9J/ZF2	3.9					5500	0.15	450
ELJRE4N7J/ZF2	4.7					4800	0.17	450
ELJRE5N6J/ZF2	5.6					4600	0.18	430
ELJRE6N8J/ZF2	6.8		3550			0.20	430	
ELJRE8N2J/ZF2	8.2		3500			0.28	400	
ELJRE10NJ/GF2	10.0	±2 %	10	2800	0.32	400		
ELJRE12NJ/GF2	12.0			2800	0.35	400		
ELJRE15NJ/GF2	15.0			2500	0.41	350		
ELJRE18NJ/GF2	18.0			2300	0.45	350		
ELJRE22NJ/GF2	22.0			2000	0.50	300		
ELJRE27NJ/GF2	27.0			2000	0.55	300		
ELJRE33NJ/GF2	33.0		±2 %	11	1800	0.60	300	
ELJRE39NJ/GF2	39.0				1800	0.80	300	
ELJRE47NJ/GF2	47.0			±2 %	12	1800	0.95	250
ELJRE56NJ/GF3	56.0					1800	1.20	250
ELJRE68NJ/GF3	68.0				1500	1.30	250	
ELJRE82NJ/GF3	82.0				1500	1.50	250	
ELJRER10J/GF3	100.0	1300	1.80		200			
ELJRER12J/GF3	120.0	1200	3.00		130			
ELJRER15J/GF3	150.0	25.2	5	1100	4.50	100		
ELJRER18J/GF3	180.0			1000	6.50	80		
ELJRER22J/GF3	220.0			900	7.50	70		
ELJRE3N6D/ZF2	3.6	±0.3 nH	9	100	5500	0.14	500	
ELJRE4N3J/ZF2	4.3	±0.2 nH			5100	0.16	450	
ELJRE5N1J/ZF2	5.1				4700	0.18	450	
ELJRE6N2J/ZF2	6.2				4000	0.19	450	
ELJRE7N5J/ZF2	7.5				3500	0.24	430	
ELJRE9N1J/ZF2	9.1				3100	0.30	430	
ELJRE11NJ/GF2	11.0		±5 %		10	2800	0.33	400
ELJRE13NJ/GF2	13.0	2600				0.38	400	
ELJRE16NJ/GF2	16.0	2400				0.43	400	
ELJRE20NJ/GF2	20.0	2100				0.48	350	
ELJRE24NJ/GF2	24.0	2000				0.53	300	
ELJRE30NJ/GF2	30.0	1900				0.58	300	
ELJRE36NJ/GF2	36.0	±2 %	10	1800	0.70	300		
ELJRE43NJ/GF2	43.0			1800	0.87	300		

\*1 : Self Resonant Frequency \*2 : DC Resistance

Design and specifications are each subject to change without notice. Ask factory for the current technical specifications before purchase and/or use. Should a safety concern arise regarding this product, please be sure to contact us immediately.