

Features

- IEEE 802.3 Ethernet compatible
- Dual channel 16-pin SMD
- RoHS compliant*



This model is obsolete and not recommended for new designs.

Applications

- Ethernet

PT61018L LAN 10/100 Base-Tx

Electrical Specifications @ 25 °C

Inductance - Open Circuit ... 350 μ H min.
(100 KHz, 0.2 V with 8 mA DC bias)
Turns Ratio (± 2 %)
..... TX 1CT : 1CT; RX 1CT : 1 CT
Leakage Inductance..... 0.5 μ H max.
DCR..... 0.9 ohms max.
Insertion Loss
0.3 - 100 MHz-1.1 dB max.
Return Loss (@ 100 ohms)
0.3 - 30 MHz-18 dB min.
40 MHz.....-16 dB min.
50 MHz.....-14.5 dB min.
60 - 80 MHz-12 dB min.
Cross Talk
0.3 - 60 MHz-42 dB min.
60 - 100 MHz-35 dB min.
Common Mode Rejection Ratio
0.3 - 30 MHz-40 dB typ.
60 MHz.....-35 dB typ.
80 - 100 MHz-30 dB typ.
C_{ww}..... 20 pF typ.
Isolation 1500 VAC
Operating Temperature -40 °C to +85 °C

*CT: Center tap

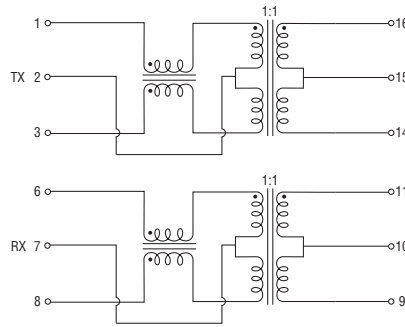
Packaging Specifications

Tape & Reel 700 pcs. /reel

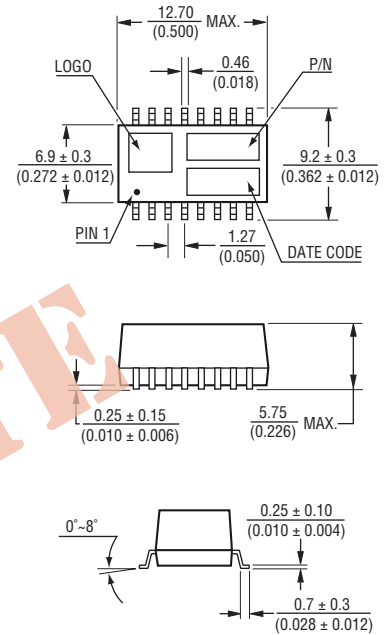
How To Order

Model PT61018E L
Termination _____
L = Tin only (RoHS Compliant)

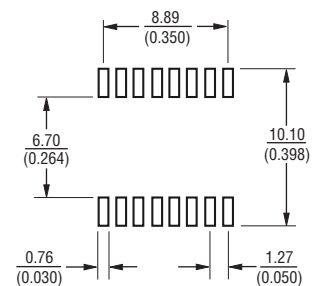
Electrical Schematic



Product Dimensions



Recommended Layout



DIMENSIONS: $\frac{\text{MM}}{\text{(INCHES)}}$

REV. 07/15

*RoHS Directive 2002/95/EC Jan. 27, 2003 including annex and RoHS Recast 2011/65/EU June 8, 2011.
Specifications are subject to change without notice.

The device characteristics and parameters in this data sheet can and do vary in different applications and actual device performance may vary over time.
Users should verify actual device performance in their specific applications.