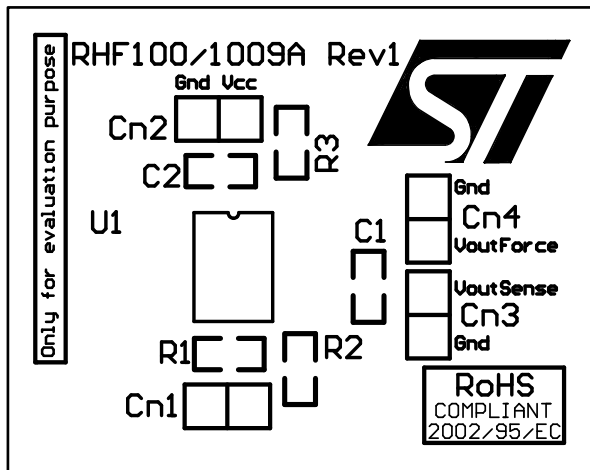


## EVAL-RHF1009A product evaluation board

Data brief



- R3 (cathode) resistor set to 6.8 k $\Omega$ , with a power supply voltage of 3.3 V this gives a cathode current of about 110  $\mu$ A
- If RHF1009A device is soldered onto the EVAL-RHF1009A, Cn1 is fitted onto the PCB and shorted to get an output voltage of 2.5 V. If a different output voltage than 2.5 V to 5.5 V is needed, remove the jumper located on Cn1 and place the adequate value of R1, R2, and R3

### Description

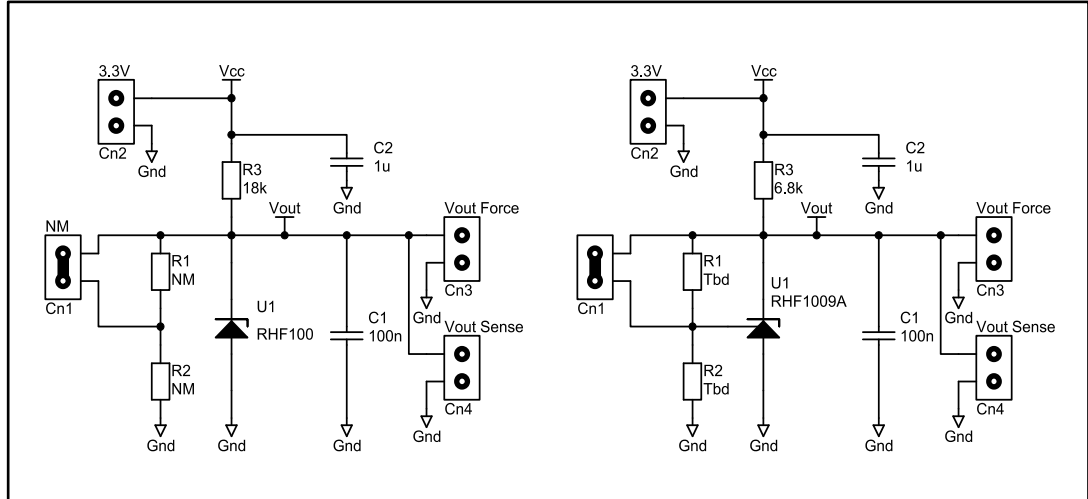
The EVAL-RHF1009A product evaluation board of STMicroelectronics is designed to help characterize the RHF1009A device. This rad-hard device is a low-power adjustable 2.5 V to 5.5 V,  $\pm$  0.15 % fixed shunt, voltage reference with a typical average temperature co-efficient of 10 ppm/ $^{\circ}$ C and is housed in a Flat-10 ceramic package. This data brief provides a brief description of the EVAL-RHF1009A product evaluation board and presents the EVAL-RHF1009A schematic together with the top and bottom layers of the board.

### Features

- Designed for Flat-10 package
- Used to perform on-board characterization of the RHF1009A prior to integration of STMicroelectronics' products
- Resistor and capacitor footprints implemented for 0805 series
- Two decoupling capacitors implemented on power supply pin and output pin to benefit from maximum performance of ST products

# 1 EVAL-RHF1009A product evaluation board schematic

Figure 1: EVAL-RHF1009A product evaluation board schematic



## 2 EVAL-RHF1009A product evaluation board layers

Figure 2: EVAL-RHF1009A product evaluation board top layer

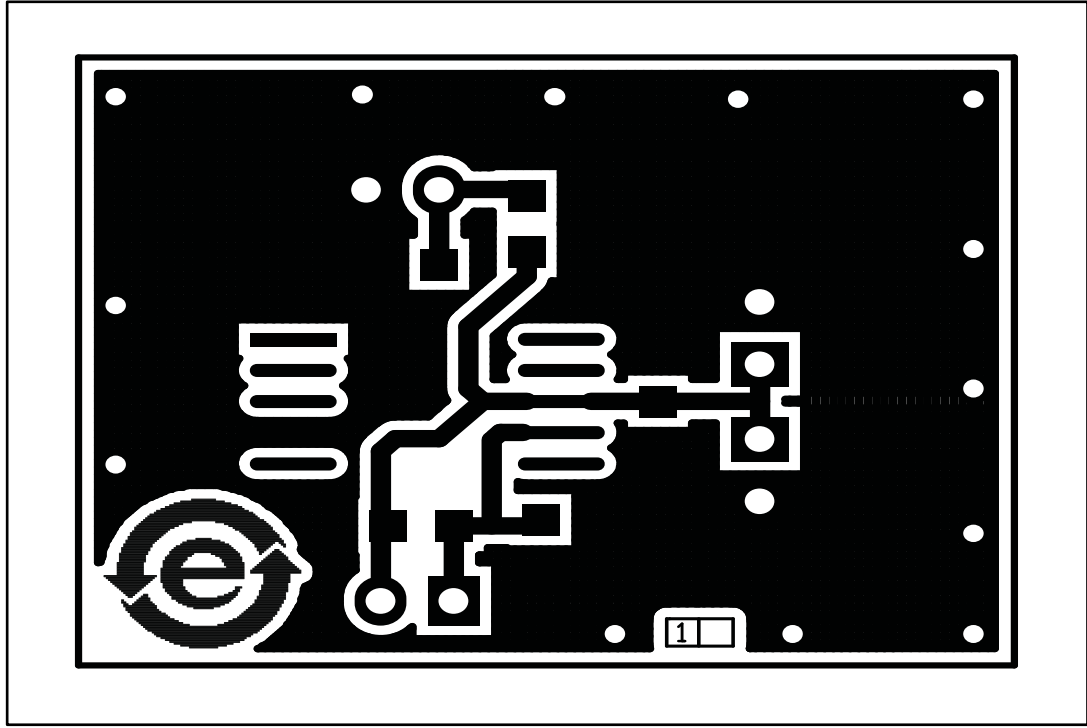
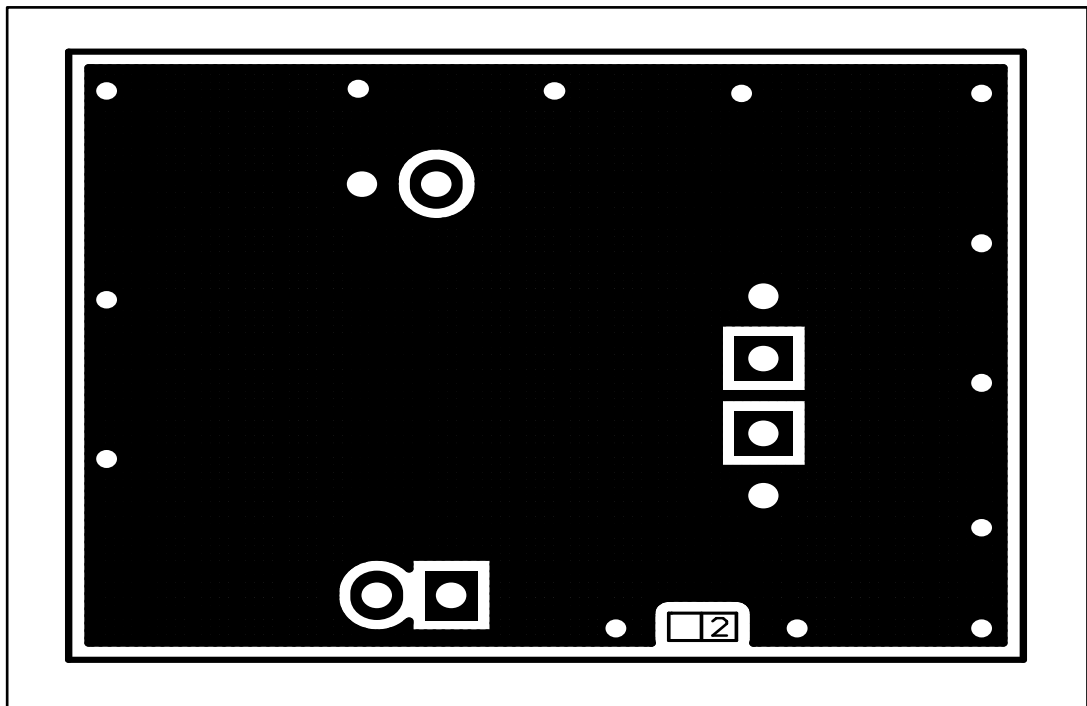


Figure 3: EVAL-RHF1009A product evaluation board bottom layer



### 3 EVAL-RHF1009A bill of material

Table 1: EVAL-RHF1009A bill of material

Value	Description	Designator	Footprint	Qty	Mounted
1 uF	Capacitor X5R/16 V	C1	0805	1	Yes
100 nF	Capacitor X7R/50 V	C2	0805	1	Yes
Header 2	Header, 2-pin pitch 2.54 mm	Cn1	SIP2	1	Yes
Header 2	Header, 2-pin pitch 2.54 mm	Cn2	SIP2	1	Yes
Header 2	Header, 2-pin pitch 2.54 mm	Cn3	SIP2	1	Yes
Header 2	Header, 2-pin pitch 2.54 mm	Cn4	SIP2	1	Yes
Jumper 2	Jumper 2-pin pitch 2.54 mm	J1	NA	1	Yes
TBD	Resistor	R1	0805	1	No
TBD	Resistor	R2	0805	0	No
6.8 kΩ	Resistor	R3	0805	0	Yes
RHF1009A	2.5 V adjustable rad-hard Vref.	U1	Flat 10	1	Yes

## 4 Revision history

Table 2: Document revision history

Date	Revision	Changes
10-Apr-2014	1	Initial release

**Please Read Carefully**

Information in this document is provided solely in connection with ST products. STMicroelectronics NV and its subsidiaries ("ST") reserve the right to make changes, corrections, modifications or improvements, to this document, and the products and services described herein at any time, without notice.

All ST products are sold pursuant to ST's terms and conditions of sale.

Purchasers are solely responsible for the choice, selection and use of the ST products and services described herein, and ST assumes no liability whatsoever relating to the choice, selection or use of the ST products and services described herein.

No license, express or implied, by estoppel or otherwise, to any intellectual property rights is granted under this document. If any part of this document refers to any third party products or services it shall not be deemed a license grant by ST for the use of such third party products or services, or any intellectual property contained therein or considered as a warranty covering the use in any manner whatsoever of such third party products or services or any intellectual property contained therein.

**UNLESS OTHERWISE SET FORTH IN ST'S TERMS AND CONDITIONS OF SALE ST DISCLAIMS ANY EXPRESS OR IMPLIED WARRANTY WITH RESPECT TO THE USE AND/OR SALE OF ST PRODUCTS INCLUDING WITHOUT LIMITATION IMPLIED WARRANTIES OF MERCHANTABILITY, FITNESS FOR A PARTICULAR PURPOSE (AND THEIR EQUIVALENTS UNDER THE LAWS OF ANY JURISDICTION), OR INFRINGEMENT OF ANY PATENT, COPYRIGHT OR OTHER INTELLECTUAL PROPERTY RIGHT.**

**ST PRODUCTS ARE NOT DESIGNED OR AUTHORIZED FOR USE IN: (A) SAFETY CRITICAL APPLICATIONS SUCH AS LIFE SUPPORTING, ACTIVE IMPLANTED DEVICES OR SYSTEMS WITH PRODUCT FUNCTIONAL SAFETY REQUIREMENTS; (B) AERONAUTIC APPLICATIONS; (C) AUTOMOTIVE APPLICATIONS OR ENVIRONMENTS, AND/OR (D) AEROSPACE APPLICATIONS OR ENVIRONMENTS. WHERE ST PRODUCTS ARE NOT DESIGNED FOR SUCH USE, THE PURCHASER SHALL USE PRODUCTS AT PURCHASER'S SOLE RISK, EVEN IF ST HAS BEEN INFORMED IN WRITING OF SUCH USAGE, UNLESS A PRODUCT IS EXPRESSLY DESIGNATED BY ST AS BEING INTENDED FOR "AUTOMOTIVE, AUTOMOTIVE SAFETY OR MEDICAL" INDUSTRY DOMAINS ACCORDING TO ST PRODUCT DESIGN SPECIFICATIONS. PRODUCTS FORMALLY ESCC, QML OR JAN QUALIFIED ARE DEEMED SUITABLE FOR USE IN AEROSPACE BY THE CORRESPONDING GOVERNMENTAL AGENCY.**

Resale of ST products with provisions different from the statements and/or technical features set forth in this document shall immediately void any warranty granted by ST for the ST product or service described herein and shall not create or extend in any manner whatsoever, any liability of ST.

ST and the ST logo are trademarks or registered trademarks of ST in various countries.

Information in this document supersedes and replaces all information previously supplied.

The ST logo is a registered trademark of STMicroelectronics. All other names are the property of their respective owners.

© 2014 STMicroelectronics - All rights reserved

STMicroelectronics group of companies

Australia - Belgium - Brazil - Canada - China - Czech Republic - Finland - France - Germany - Hong Kong - India - Israel - Italy - Japan - Malaysia - Malta - Morocco - Philippines - Singapore - Spain - Sweden - Switzerland - United Kingdom - United States of America

[www.st.com](http://www.st.com)