

Legal and additional information.

About Samsung Electronics Co., Ltd.

Samsung Electronics Co., Ltd. inspires the world and shapes the future with transformative ideas and technologies, redefining the worlds of TVs, smartphones, wearable devices, tablets, cameras, digital appliances, printers, medical equipment, network systems and semiconductors.

We are also leading in the Internet of Things space through, among others, our Digital Health and Smart Home initiatives. We employ 307,000 people across 83 countries. To discover more, please visit our official website at www.samsung.com and our official blog at global.samsungtomorrow.com.

Copyright © 2015 Samsung Electronics Co., Ltd. All rights reserved.

Samsung is a registered trademark of Samsung Electronics Co., Ltd.

Specifications and designs are subject to change without notice. Non-metric weights and measurements are approximate. All data were deemed correct at time of creation. Samsung is not liable for errors or omissions. All brand, product, service names and logos are trademarks and/or registered trademarks of their respective owners and are hereby recognized and acknowledged.

Samsung Electronics Co., Ltd.

95, Samsung 2-ro

Giheung-gu

Yongin-si, Gyeonggi-do, 446-711

KOREA


www.samsungled.com

SAMSUNG

Rev.2.0 Feb. 2015

Samsung LED Component

The best solution for luminaires



SAMSUNG

Overview & Performance

Samsung Electronics Co., Ltd. is a global leader in consumer electronics and the core components that go into them.

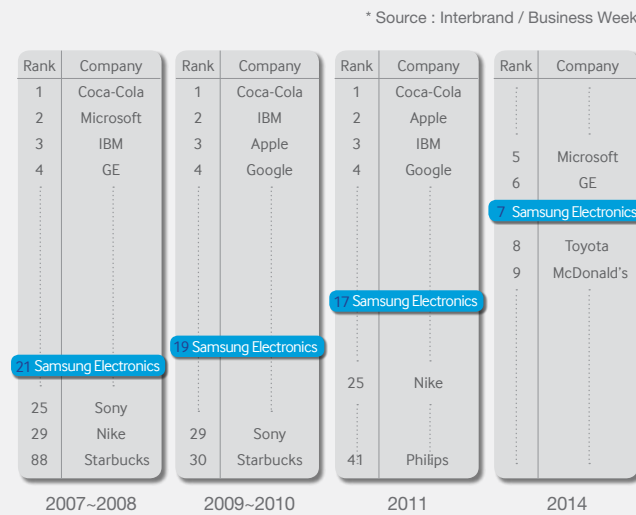
Overview

Samsung's global network extends across the world where the creativity, expertise and diverse perspectives of employees are helping to drive growth.



Brand Value

Rising in rank from its No. 17 position in 2011, Samsung recorded a brand value of \$45.5 Billion in 2014, a 94% increase compared to 2011 \$23.4 billion.

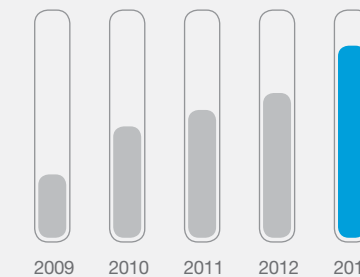


Samsung aspires to create new technologies and innovative products that inspire the world, while delivering new value to enhance the lives of customers, partners and employees.

Intellectual Property

In 2013, Samsung registered 5,946 new patents at the U.S. Patent & Trade Office. This placed it as the second-highest U.S. patent winner, a position it has held for the past six consecutive years.

Samsung Patents (U.S.)

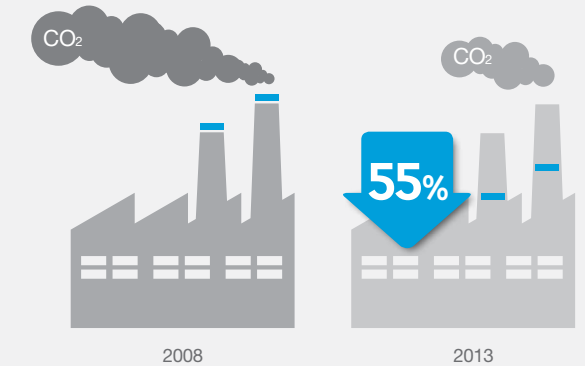


Top Patent Holders (U.S.)

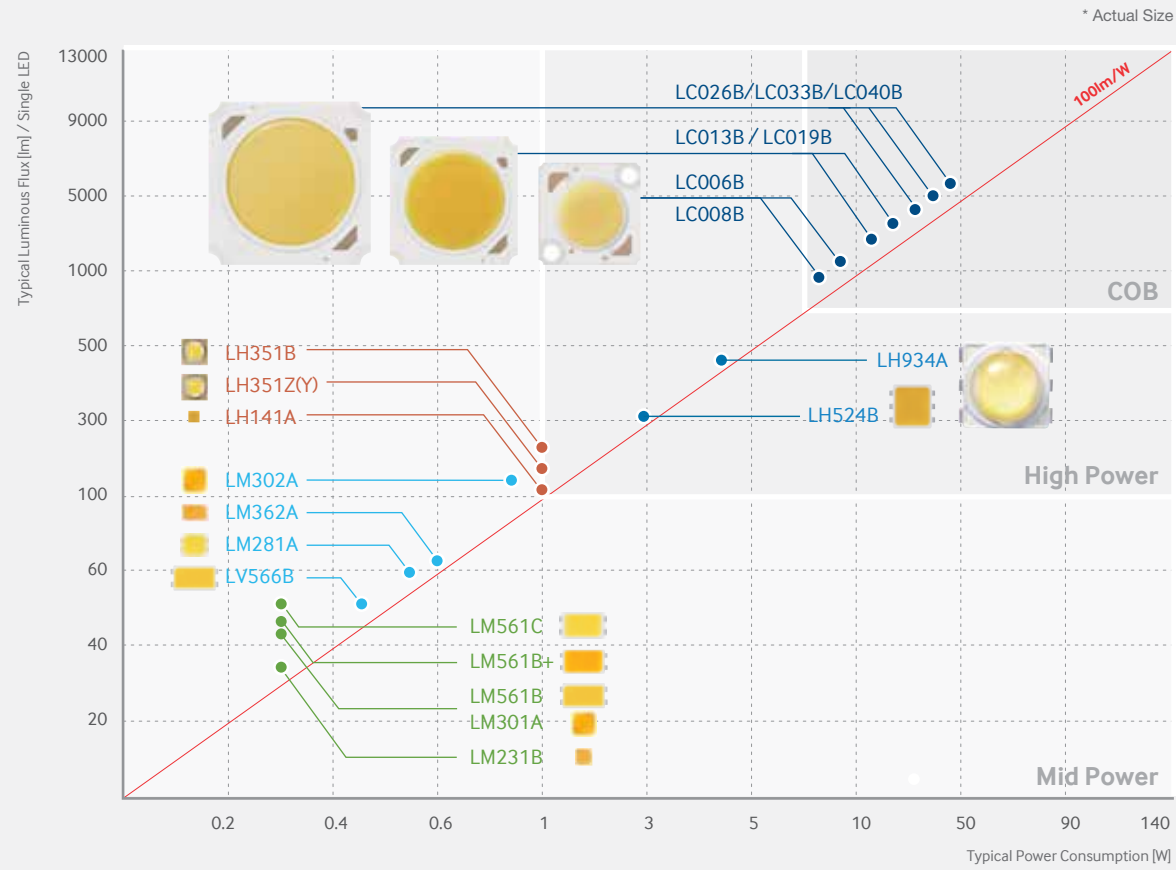


Sustainability

Samsung Electronics cares greatly about the environment and strives to make a positive impact. These efforts have led to a 55% reduction in greenhouse gas emissions from its factories in 2013 compared to the 2008 baseline. In addition, Samsung's products are also making a difference with 3,285 product models being certified with globally recognized eco-marks in 2013.



Samsung LED Line-up for illumination



Mid Power LED (0.3W)

- High efficacy
- Replacement for fluorescent lamps
- LED Tube, Ambient Light

Mid Power LED (~1W)

- High flux & better lm/\$
- Replacement for incandescent lamps
- Retrofit Bulb, MR/PAR, Downlight

High Power LED

- Ultra High Flux
- Provides excellent color consistency
- Spotlight, Street Light

AC LED

- PSU-less solution
- Designed for slim & light fixture
- Deco Lamp, Candelabra Bulb

COB

- Chip on Board solution
- Outstanding color rendering & consistency
- Spotlight, High Bay & Low Bay Light

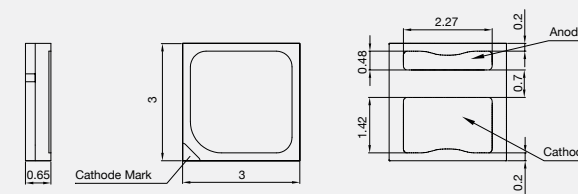
Mid Power LEDs

LM302A



LM302A leads lighting design trend with high performance and efficacy.

- 1W class mid-high power LED
- High lumen flux for lamps and downlights
- EMC resin for high reliability
- Standard footprint: 3.0 mm x 3.0 mm



CRI Min.	CCT (K)	Luminous Flux (lm)		IF (mA)	Part Number
		Min.	Max.		
80	2700	94.0	118.0	150	SPMWHT327FD5GBW0S0
	3000	96.0	120.0		SPMWHT327FD5GBV0S0
	3500	99.0	123.0		SPMWHT327FD5GBU0S0
	4000	101.0	125.0		SPMWHT327FD5GBT0S0
	5000	105.0	129.0		SPMWHT327FD5GBR0S0
70	5700	103.0	127.0	SPMWHT327FD5GBQ0S0	
	6500	101.0	125.0	SPMWHT327FD5GBP0S0	
	3000	112.0	128.0	SPMWHT327FD3GBV0S0	
	4000	117.0	133.0	SPMWHT327FD3GBT0S0	
	5000	121.0	137.0	SPMWHT327FD3GBR0S0	
	5700	119.0	135.0	SPMWHT327FD3GBQ0S0	

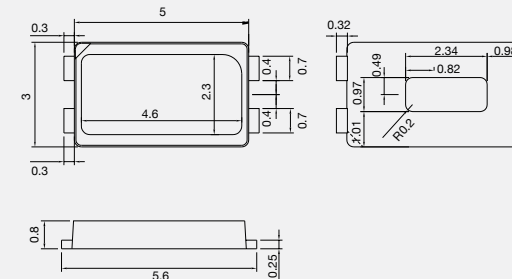
※ Bin option is available, please refer to data sheet for more details.

LM561B



High performance and lm/W for fluorescent lamp replacement.

- 0.3 W class mid power LED
- High efficacy for distributed light
- UL Recognized Component
- Completed 10,000 hours of LM-80 testing @ 180 mA, 105 °C
- Standard footprint: 5.6 mm x 3.0 mm



CRI Min.	CCT (K)	Luminous Flux (lm)		IF (mA)	Part Number
		Min.	Max.		
90	2700	20.0	26.0	65	SPMWHT541MD7WAW0S0
	3000	20.5	26.5		SPMWHT541MD7WAV0S0
	3500	22.0	28.0		SPMWHT541MD7WAW0S0
	4000	23.0	29.0		SPMWHT541MD7WAT0S0
80	2700	24.0	32.0	65	SPMWHT541MD5WAW0S0
	3000	24.5	32.5		SPMWHT541MD5WAV0S0
	3500	25.0	33.0		SPMWHT541MD5WAW0S0
	4000	26.0	34.0		SPMWHT541MD5WAT0S0
	5000	27.0	35.0		SPMWHT541MD5WAR0S0
75	5700	26.5	34.5	65	SPMWHT541MD5WAQ0S0
	6500	26.0	34.0		SPMWHT541MD5WAP0S0
	10000	24.0	31.5		SPMWHT541MN4WAAUS0

※ Bin option is available, please refer to data sheet for more details.



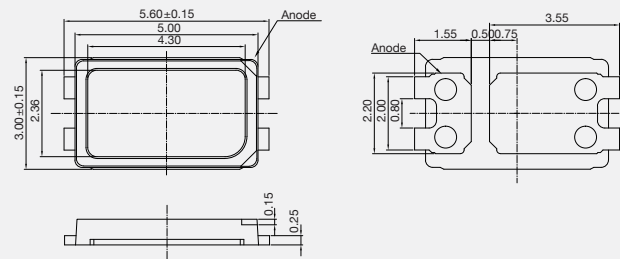
Mid Power LEDs

LM561B Plus



Improved efficacy and performance of LM561B to provide better solution.

- 0.3W class mid power LED
- High efficacy for distributed light
- Standard footprint: 5.6 mm x 3.0 mm



CRI Min.	CCT (K)	Luminous Flux (lm)		IF (mA)	Part Number
		Min.	Max.		
80	2700	28.0	32.0	65	SPMWHT541MP5WAW0S0
	3000	28.5	32.5		SPMWHT541MP5WAV0S0
	3500	29.0	33.0		SPMWHT541MP5WAW0S0
	4000	30.0	34.0		SPMWHT541MP5WAT0S0
	5000	31.0	35.0		SPMWHT541MP5WAR0S0
	5700	30.5	34.5		SPMWHT541MP5WAQ0S0
	6500	30.0	34.0		SPMWHT541MP5WAP0S0

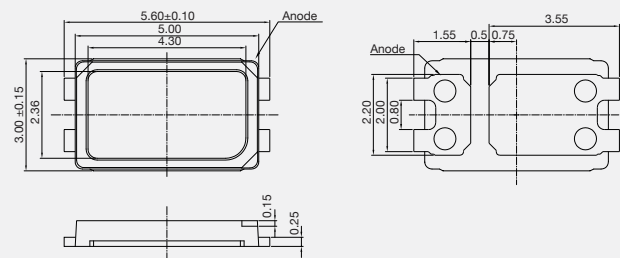
※ Bin option is available, please refer to data sheet for more details.

LM561C



Highest performance, highest lm/W for fluorescent lamp replacement.

- 0.3W class mid power LED
- World-best efficacy: 200 lm/W @ 65 mA, 5000 K, CRI 80+
- Standard footprint: 5.6 mm x 3.0 mm



CRI Min.	CCT (K)	Luminous Flux (lm)		IF (mA)	Part Number
		Min.	Max.		
80	2700	29.5	35.5	65	SPMWHT542MD5XAW0S0
	3000	30.0	36.0		SPMWHT542MD5XAV0S0
	3500	30.5	36.5		SPMWHT542MD5XAU0S0
	4000	32.0	38.0		SPMWHT542MD5XAT0S0
	5000	33.0	39.0		SPMWHT542MD5XAR0S0
	5700	32.5	38.5		SPMWHT542MD5XAQ0S0
	6500	32.0	38.0		SPMWHT542MD5XAP0S0

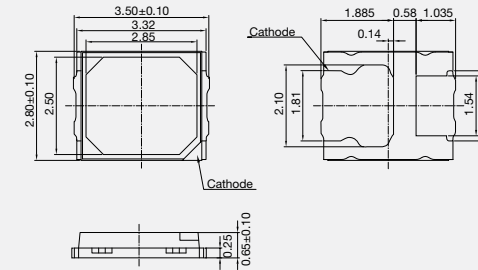
※ Bin option is available, please refer to data sheet for more details.

LM281A



Designed for better lm/\$, lamps, downlights and ambient lights.

- 0.5 W class mid power LED
- Standard footprint: 2.8 mm x 3.5 mm



CRI Min.	CCT (K)	Luminous Flux (lm)		IF (mA)	Part Number
		Min.	Max.		
80	2700	51.0	58.0	150	SPMWHT228FD5BAW0S0
	3000	52.0	59.5		SPMWHT228FD5BAV0S0
	3500	53.0	60.0		SPMWHT228FD5BAU0S0
	4000	55.5	62.5		SPMWHT228FD5BAT0S0
	5000	57.5	64.5		SPMWHT228FD5BAR0S0
	5700	56.5	63.5		SPMWHT228FD5BAQ0S0
	6500	55.5	62.5		SPMWHT228FD5BAP0S0

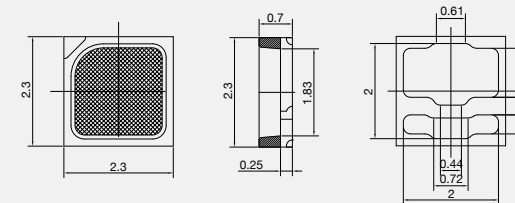
※ Bin option is available, please refer to data sheet for more details.

LM231B



Small form factor for design flexibility.

- 0.3 W class mid power LED
- Optimized for ambient lights and LED tubes
- UL Recognized Component
- Completed 10,000 hours of LM-80 testing @ 130 mA, 105 °C
- Compact footprint: 2.3 mm x 2.3 mm




CRI Min.	CCT (K)	Luminous Flux (lm)		IF (mA)	Part Number
		Min.	Max.		
90	2700	16.5	24.0	65	SPMWHT223MD7WAW0S0
	3000	17.0	24.5		SPMWHT223MD7WAV0S0
	3500	17.5	25.0		SPMWHT223MD7WAW0S0
	4000	18.0	25.5		SPMWHT223MD7WAT0S0
	5000	19.8	30.1		SPMWHT223MD5WAW0S0
	3000	19.8	30.1		SPMWHT223MD5WAV0S0
80	3500	19.8	30.1	65	SPMWHT223MD5WAW0S0
	4000	20.6	31.2		SPMWHT223MD5WAT0S0
	5000	20.6	31.2		SPMWHT223MD5WAR0S0
	5700	20.6	31.2		SPMWHT223MD5WAQ0S0
	6500	20.6	31.2		SPMWHT223MD5WAP0S0

※ Bin option is available, please refer to data sheet for more details.



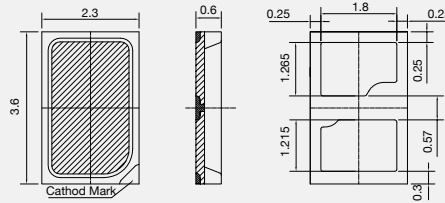
Mid Power LEDs

LM362A



High quality light output makes the LM362A the optimal solution for lamps and downlights.

- 0.6 W class mid power LED
- 2-Die (6 V) MPL
- UL Recognized Component
- Completed 6,000 hours of LM-80 testing @ 200 mA, 105 °C
- Footprint: 3.6 mm x 2.3 mm



CRI Min.	CCT (K)	Luminous Flux (lm)		IF (mA)	Part Number
		Min.	Max.		
90	2700	48.0	63.0	100	SPMWHT325AD7YBW0S0
	3000	50.0	65.0		SPMWHT325AD7YBV0S0
	3500	52.0	67.0		SPMWHT325AD7YBU0S0
	4000	54.0	69.0		SPMWHT325AD7YBT0S0
80	2700	51.0	88.0	100	SPMWHT325AD5YBW0S0
	3000	51.0	90.0		SPMWHT325AD5YBV0S0
	3500	51.0	93.0		SPMWHT325AD5YBU0S0
	4000	55.0	95.0		SPMWHT325AD5YBT0S0
	5000	55.0	96.0		SPMWHT325AD5YBR0S0
	5700	55.0	95.0		SPMWHT325AD5YBQ0S0
6500	55.0	95.0	SPMWHT325AD5YBP0S0		

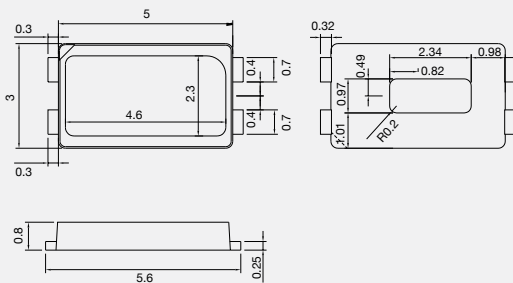
※ Bin option is available, please refer to data sheet for more details.

LV566B



High voltage LED designed for downlight with AC step IC module.

- 0.4 W class, 18 V high voltage mid power LED
- Standard footprint: 5.6 mm x 3.0 mm




CRI Min.	CCT (K)	Luminous Flux (lm)		IF (mA)	Part Number
		Min.	Max.		
80	2700	38.8	53.0	20	SPMWHT5492D5SGW0S0
	3000	39.4	53.6		SPMWHT5492D5SGV0S0
	3500	40.4	55.3		SPMWHT5492D5SGU0S0
	4000	41.4	56.4		SPMWHT5492D5SGT0S0
75	5000	41.8	56.9	350	SPMWHT5492D5SGR0S0
	5700	41.4	56.5		SPMWHT5492D5SGQ0S0
	6500	40.8	55.8		SPMWHT5492D5SGP0S0

※ Bin option is available, please refer to data sheet for more details.

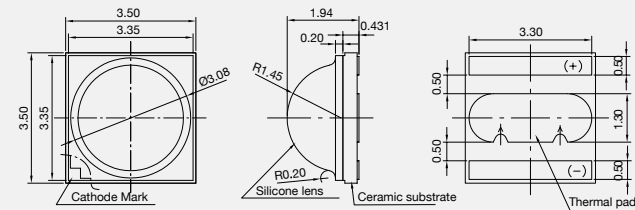
High Power LEDs

LH351Y



Powerful performance optimized to torch application.

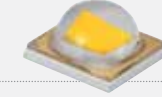
- Single-chip LED recommended for quality of output beam shape
- Convenient light source to collect beam to spot area through reflector
- UL Recognized Component
- Completed 6,000 hours of LM-80 testing @ 700 mA, 105 °C
- Footprint: 3.5 mm x 3.5 mm



CRI Min.	CCT (K)	Luminous Flux (lm)		IF (mA)	Part Number
		Min.	Max.		
68	6500	120	150	350	SPHWHTL3D201F3PSJ3
	7000	120	150		SPHWHTL3D201F3ASJ3
	7600	120	150		SPHWHTL3D201F3NSJ3

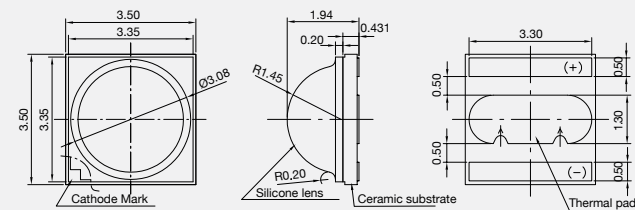
※ Bin option is available, please refer to data sheet for more details.

LH351Z



High efficacy 3 W class high power LED suitable for high reliability performance applications

- Utilizes Samsung TZ chip platform technology
- Suitable for use in indoor and outdoor directional lighting
- Hot binning @ 85 °C
- UL Recognized Component
- Completed 6,000 hours of LM-80 testing @ 1 A, 105 °C
- Footprint: 3.5 mm x 3.5 mm



CRI Min.	CCT (K)	Luminous Flux (lm)		IF (mA)	Part Number		
		Min.	Max.				
80	2700	90	120	350	SPHWHTL3D20EE3W0F3		
		100	130		SPHWHTL3D20EE3W0G3		
		110	140		SPHWHTL3D20EE3W0H3		
	3000	90	120		SPHWHTL3D20EE3V0F3		
		100	130		SPHWHTL3D20EE3V0G3		
		110	140		SPHWHTL3D20EE3V0H3		
	3500	100	130		SPHWHTL3D20EE3U0G3		
		110	140		SPHWHTL3D20EE3U0H3		
		120	150		SPHWHTL3D20EE3T0G3		
	75	4000	110		140	350	SPHWHTL3D20EE3T0H3
			120		150		SPHWHTL3D20DE3RTH3
			130		160		SPHWHTL3D20DE3RTJ3
5000		110	140	SPHWHTL3D20DE3QTH3			
		120	150	SPHWHTL3D20DE3QTJ3			
		130	160	SPHWHTL3D20CE3T0H3			
70	4000	120	150	350	SPHWHTL3D20CE3T0J3		
		130	160		SPHWHTL3D20CE3T0K3		
		140	170		SPHWHTL3D20CE3T0L3		
	5000	110	140		SPHWHTL3D20CE3RTH3		
		120	150		SPHWHTL3D20CE3RTJ3		
		130	160		SPHWHTL3D20CE3RTK3		
	5700	110	140		SPHWHTL3D20CE3QTH3		
		120	150		SPHWHTL3D20CE3QTJ3		
		130	160		SPHWHTL3D20CE3QTK3		
	6500	110	140		SPHWHTL3D20CE3PTH3		
		120	150		SPHWHTL3D20CE3PTJ3		
		130	160		SPHWHTL3D20CE3PTK3		

※ Bin option is available, please refer to data sheet for more details.



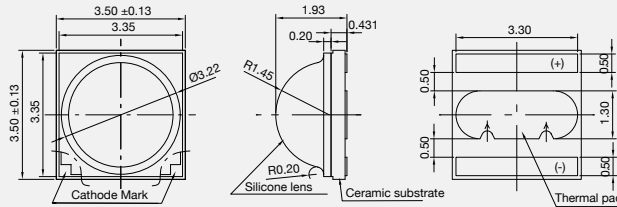
High Power LEDs

LH351B



High efficacy and high quality color rendering makes the LH351B suitable use in a broad range of applications.

- Operates at a maximum current of up to 1.5 A
- Uniform light distribution under any beam angle
- Hot binning @ 85 °C
- Completed 10,000 hours of LM-80 testing @ 1 A, 105 °C
- Footprint: 3.5 mm x 3.5 mm



CRI Min.	CCT (K)	Luminous Flux (lm)		IF (mA)	Part Number	
		Min.	Max.			
80	2700	90	120	350	SPHWH2L3D30ED4W0F3	
		100	130		SPHWH2L3D30ED4W0G3	
		110	140		SPHWH2L3D30ED4W0H3	
	3000	100	130		SPHWH2L3D30ED4V0G3	
		110	140		SPHWH2L3D30ED4V0H3	
		100	130		SPHWH2L3D30ED4U0G3	
	75	3500	110		140	SPHWH2L3D30ED4U0H3
			100		130	SPHWH2L3D30ED4T0G3
			110		140	SPHWH2L3D30ED4T0H3
		4000	120		150	SPHWH2L3D30ED4T0J3
			130		160	SPHWH2L3D30ED4RTK3
			140		170	SPHWH2L3D30ED4RTM3
70		5000	120	150	SPHWH2L3D30DD4RTJ3	
			130	160	SPHWH2L3D30DD4RTK3	
			140	170	SPHWH2L3D30DD4RTM3	
		5700	120	150	SPHWH2L3D30DD4QTJ3	
			130	160	SPHWH2L3D30DD4QTK3	
			140	170	SPHWH2L3D30DD4QTM3	
	6500	3000	120	150	SPHWH2L3D30CD4V0J3	
			130	160	SPHWH2L3D30CD4V0K3	
			120	150	SPHWH2L3D30CD4T0J3	
		4000	130	160	SPHWH2L3D30CD4T0K3	
			140	170	SPHWH2L3D30CD4T0M3	
			150	180	SPHWH2L3D30CD4T0N3	
5000		120	150	SPHWH2L3D30CD4RTJ3		
		130	160	SPHWH2L3D30CD4RTK3		
		140	170	SPHWH2L3D30CD4RTM3		
5700		150	180	SPHWH2L3D30CD4RTN3		
		120	150	SPHWH2L3D30CD4QTJ3		
		130	160	SPHWH2L3D30CD4QTK3		
6500	140	170	SPHWH2L3D30CD4QTM3			
	150	180	SPHWH2L3D30CD4QTN3			
	120	150	SPHWH2L3D30CD4PTJ3			
		130	160	SPHWH2L3D30CD4PTK3		
		140	170	SPHWH2L3D30CD4PTM3		

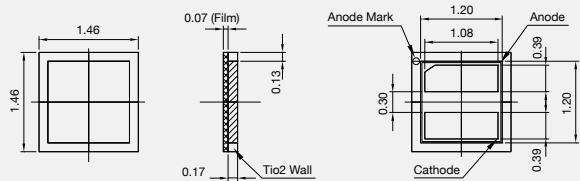
※ Bin option is available, please refer to data sheet for more details.

LH141A



Samsung flip chip provides optimized solution for torch / flash light.

- 2 W class high power LED
- Phosphor film directly attached to flip chip surface
- Plastic-free structure delivers low thermal resistance
- Compact footprint: 1.46 mm x 1.46 mm



CRI Min.	CCT (K)	Luminous Flux (lm)		IF (mA)	Part Number
		Min.	Typ.		
68	5000	110	120	350	SCS6RTB6EFL1R0FZ6K
	7600	110	120		SCS6NTB6EFL1N0FZ6K

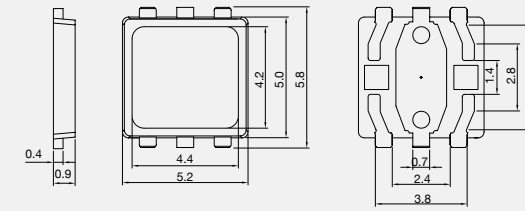
※ Bin option is available, please refer to data sheet for more details.

LH524B



The LH524B provide PSUless solution for candelabra.

- 2 W class AC LED
- 100 / 200 V AC
- Footprint: 5.2 mm x 5.8 mm



CRI Min.	CCT (K)	Luminous Flux (lm) Typ.	Forward Voltage (V)		IF (mA)	Part Number
			Min.	Max.		
80	2700	150	220	240	13.5	SPHWHTHAN205S0W0JZ
	3000	150	100	120	27	SPHWHTHAN205S0V0JZ

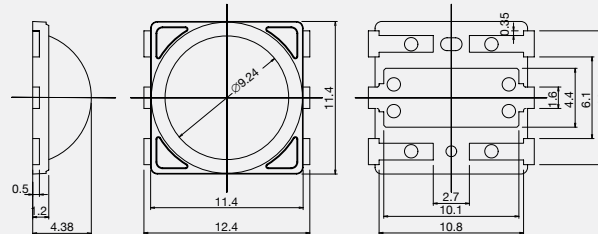
※ Bin option is available, please refer to data sheet for more details.

LH934A



AC direct powered LED eliminates the need for PSUs simplifying design requirements.

- Suitable for retrofit lamps
- Reduced system complexity makes it easier to design-in
- Eliminating the PSU yields longer lifetimes and makes it more eco-friendly
- UL Recognized Component
- Footprint: 12.4 mm x 11.4 mm



CRI Min.	CCT (K)	Luminous Flux (lm) Typ.	Forward Voltage (V)		IF (mA)	Part Number
			Min.	Max.		
80	2700	355	220	240	29	SPHWHTHAD605S0W0U4
	3000	365				SPHWHTHAD605S0V0VZ
	3500	365				SPHWHTHAD605S0U0VZ
	4000	375				SPHWHTHAD605S0T0WZ
70	5000	460	220	240	29	SPHWHTHAD603S0R0MZ
	6500	460				SPHWHTHAD603S0P0LZ

※ Bin option is available, please refer to data sheet for more details.



COB LEDs

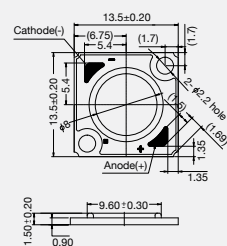
LC Series

High efficacy COB LED package with 90 CRI performance, well-suited for use in spotlight applications.

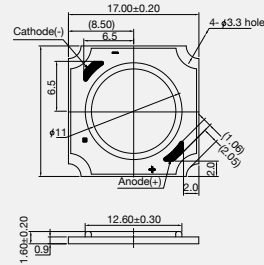
- Chip on Board (COB) solution makes it easy to design in
- Simple assembly reduces manufacturing cost
- Low thermal resistance
- InGaN/GaN MQW LED with long time reliability
- Completed 6,000 hours of LM-80 testing



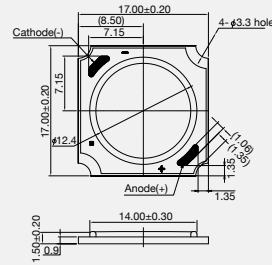
	LC006B	LC008B	LC013B	LC019B	LC026B	LC033B	LC040B
LES	8mm		11 mm	12.4 mm	17 mm		
Typical	35.5 V	36.5 V	35.5 V				
	6.4 W (180 mA)	8.6 W (240 mA)	12.8 W (360 mA)	19.2 W (540 mA)	25.6 W (720 mA)	32 W (900 mA)	38.3 W (1080 mA)
Max.	12.2 W (320 mA)	15.8 W (430 mA)	24.4 W (660 mA)	36.3 W (980 mA)	48.1 W (1300 mA)	59.9 W (1620 mA)	70.3 W (1900 mA)
Size	13.5 x 13.5 mm		17.0 x 17.0 mm		21.5 x 21.5 mm		



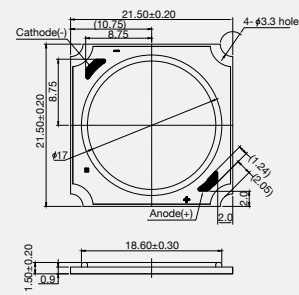
LC006B / LC008B



LC013B



LC019B



LC026B / LC033B / LC040B



Product	CRI Min.	CCT (K)	Tc = 25°C		Tc = 85°C		IF (mA)	Part Number
			Luminous Flux Typ. (lm)	Luminous Efficacy Typ. (lm/W)	Luminous Flux Typ. (lm)	Luminous Efficacy Typ. (lm/W)		
LC006B	90	2700	685	107	604	98	180	SPHWW1HDN827YHW3CF
		3000	729	114	643	104		SPHWW1HDN827YHV3CF
		3500	751	117	662	107		SPHWW1HDN827YHU3CF
		4000	772	121	681	110		SPHWW1HDN827YHT3CF
	80	2700	796	125	702	113		SPHWW1HDN825YHW3ED
		3000	847	133	747	121		SPHWW1HDN825YHV3ED
		3500	873	137	770	124		SPHWW1HDN825YHU3ED
		4000	898	141	792	128		SPHWW1HDN825YHT3ED
		5000	907	142	800	129		SPHCW1HDN825YHRTED
		5700	907	142	800	129		SPHCW1HDN825YHQTED
		3000	901	141	795	128		SPHWW1HDN823YHVNGE
	70	4000	959	150	845	137		SPHWW1HDN823YHTNGE
		5000	965	151	851	137		SPHCW1HDN823YHRNGE
		2700	939	107	828	98		SPHWW1HDN947YHW3FG
LC008B	90	3000	999	114	881	104	240	SPHWW1HDN947YHV3FG
		3500	1,029	117	908	107		SPHWW1HDN947YHU3FG
		4000	1,059	121	934	110		SPHWW1HDN947YHT3FG
		2700	1,092	125	963	113		SPHWW1HDN945YHW3KE
	80	3000	1,162	133	1,025	121		SPHWW1HDN945YHV3KE
		3500	1,196	137	1,055	124		SPHWW1HDN945YHU3KE
		4000	1,231	141	1,086	128		SPHWW1HDN945YHT3KE
		5000	1,244	142	1,097	129		SPHCW1HDN945YHRTKE
		5700	1,244	142	1,097	129		SPHCW1HDN945YHQTKKE
		3000	1,235	141	1,089	128		SPHWW1HDN943YHVNMGM
		4000	1,305	149	1,151	136		SPHWW1HDN943YHTNMGM
	70	5000	1,314	150	1,159	137		SPHCW1HDN943YHRNMGM
		2700	1,405	110	1,239	100		SPHWW1HDNA27YHW31F
		3000	1,495	117	1,318	106		SPHWW1HDNA27YHV31F
LC013B	90	3500	1,540	120	1,358	110	360	SPHWW1HDNA27YHU31F
		4000	1,586	124	1,399	113		SPHWW1HDNA27YHT31F
		2700	1,634	128	1,441	116		SPHWW1HDNA25YHW31F
		3000	1,738	136	1,533	124		SPHWW1HDNA25YHV31F
	80	3500	1,790	140	1,579	127		SPHWW1HDNA25YHU31F
		4000	1,842	144	1,625	131		SPHWW1HDNA25YHT31F
		5000	1,860	146	1,640	132		SPHCW1HDNA25YHRT1F
		5700	1,860	146	1,640	132		SPHCW1HDNA25YHQ1F
		3000	1,840	144	1,623	131		SPHWW1HDNA23YHVN1F
		4000	1,955	153	1,725	139		SPHWW1HDNA23YHTN1F
		5000	1,968	154	1,736	140		SPHCW1HDNA23YHRN1F
	70	2700	2,065	108	1,822	98		SPHWW1HDNB27YHW32J
		3000	2,197	115	1,938	104		SPHWW1HDNB27YHV32J
		3500	2,263	118	1,996	107		SPHWW1HDNB27YHU32J
LC019B	90	4000	2,329	121	2,054	111	540	SPHWW1HDNB27YHT32J
		2700	2,402	125	2,118	114		SPHWW1HDNB25YHW32J
		3000	2,555	133	2,253	121		SPHWW1HDNB25YHV32J
		3500	2,632	137	2,321	125		SPHWW1HDNB25YHU32J
	80	4000	2,708	141	2,389	129		SPHWW1HDNB25YHT32J
		5000	2,734	143	2,411	130		SPHCW1HDNB25YHRT2J
		5700	2,734	143	2,411	130		SPHCW1HDNB25YHQ2J
		3000	2,703	141	2,384	128		SPHWW1HDNB23YHVN2F
		4000	2,876	150	2,536	137		SPHWW1HDNB23YHTN2F
		5000	2,895	151	2,553	137		SPHCW1HDNB23YHRN2F
		2700	2,876	150	2,536	137		SPHWW1HDNB23YHTN2F
	5000	2,895	151	2,553	137	SPHCW1HDNB23YHRN2F		

※ Bin option is available, please refer to data sheet for more details.



COB LEDs

Product	CRI Min.	CCT (K)	Tc = 25°C		Tc = 85°C		If (mA)	Part Number
			Luminous Flux Typ. (lm)	Luminous Efficacy Typ. (lm/W)	Luminous Flux Typ. (lm)	Luminous Efficacy Typ. (lm/W)		
LC026B	90	2700	2,810	110	2,479	100	720	SPHWW1HDNC27YHW32F
		3000	2,989	117	2,637	106		SPHWW1HDNC27YHV32F
		3500	3,079	120	2,716	110		SPHWW1HDNC27YHU32F
		4000	3,169	124	2,795	113		SPHWW1HDNC27YHT32F
	80	2700	3,268	128	2,882	116		SPHWW1HDNC25YHW32F
		3000	3,476	136	3,066	124		SPHWW1HDNC25YHV32F
		3500	3,580	140	3,158	127		SPHWW1HDNC25YHU32F
		4000	3,685	144	3,250	131		SPHWW1HDNC25YHT32F
		5000	3,719	146	3,281	132		SPHCW1HDNC25YHRT3F
	70	5700	3,719	146	3,281	132		SPHCW1HDNC25YHQT3F
		3000	3,685	144	3,250	131		SPHWW1HDNC23YHVN3F
		4000	3,832	150	3,380	136		SPHWW1HDNC23YHTN3F
LC033B	90	5000	3,869	151	3,412	138	900	SPHCW1HDNC23YHRN3F
		2700	3,460	108	3,052	99		SPHWW1HDND27YHW33P
		3000	3,681	115	3,246	105		SPHWW1HDND27YHV33P
		3500	3,791	119	3,344	108		SPHWW1HDND27YHU33P
	80	4000	3,902	122	3,441	111		SPHWW1HDND27YHT33P
		2700	4,023	126	3,548	115		SPHWW1HDND25YHW33P
		3000	4,280	134	3,775	122		SPHWW1HDND25YHV33P
		3500	4,408	138	3,888	126		SPHWW1HDND25YHU33P
		4000	4,537	142	4,001	129		SPHWW1HDND25YHT33P
	70	5000	4,580	143	4,039	130		SPHCW1HDND25YHRT3P
		5700	4,580	143	4,039	130		SPHCW1HDND25YHQT3P
		3000	4,537	142	4,002	129		SPHWW1HDND23YHVN4P
LC040B	90	4000	4,729	148	4,171	135	1,080	SPHWW1HDND23YHTN4P
		5000	4,761	149	4,199	136		SPHCW1HDND23YHRN4P
		2700	4,110	107	3,625	98		SPHWW1HDNE27YHW34J
		3000	4,372	114	3,856	104		SPHWW1HDNE27YHV34J
	80	3500	4,503	117	3,972	107		SPHWW1HDNE27YHU34J
		4000	4,634	121	4,088	110		SPHWW1HDNE27YHT34J
		2700	4,779	125	4,215	113		SPHWW1HDNE25YHW34J
		3000	5,084	133	4,484	121		SPHWW1HDNE25YHV34J
		3500	5,236	137	4,619	124		SPHWW1HDNE25YHU34J
	70	4000	5,389	141	4,753	128		SPHWW1HDNE25YHT34J
		5000	5,440	142	4,798	129		SPHCW1HDNE25YHRT4J
		5700	5,440	142	4,798	129		SPHCW1HDNE25YHQT4J
70	3000	5,389	141	4,753	128	SPHWW1HDNE23YHVN4J		
	4000	5,604	146	4,943	133	SPHWW1HDNE23YHTN4J		
	5000	5,658	148	4,991	134	SPHCW1HDNE23YHRN5J		

※ Bin option is available, please refer to data sheet for more details.

Smart Partner,
Brilliant Solutions

	CRI 90 Min.				CRI 80 Min.					CRI 70 Min.		
	2700K	3000K	3500K	4000K	2700K	3000K	3500K	4000K	5000K	3000K	4000K	5000K
MacAdam 3-Step	○	○	○	○	○	○	○	○	○			
MacAdam 2-Step	○	○	○	○	○	○	○	○				
MacAdam 7-Step (ANSI)									○	○	○	○

