

Legal and additional information.

About Samsung Electronics Co., Ltd.

Samsung Electronics Co., Ltd. inspires the world and shapes the future with transformative ideas and technologies, redefining the worlds of TVs, smartphones, wearable devices, tablets, cameras, digital appliances, printers, medical equipment, network systems and semiconductors. We are also leading in the Internet of Things space through, among others, our Digital Health and Smart Home initiatives. We employ 307,000 people across 84 countries. To discover more, please visit our official website at www.samsung.com and our official blog at global.samsungtomorrow.com.

Copyright © 2015 Samsung Electronics Co., Ltd. All rights reserved.
Samsung is a registered trademark of Samsung Electronics Co., Ltd.
Specifications and designs are subject to change without notice. Non-metric weights and measurements are approximate. All data were deemed correct at time of creation. Samsung is not liable for errors or omissions. All brand, product, service names and logos are trademarks and/or registered trademarks of their respective owners and are hereby recognized and acknowledged.

Samsung Electronics Co., Ltd.
95, Samsung 2-ro
Giheung-gu
Yongin-si, Gyeonggi-do, 446-711
KOREA

www.samsungled.com

SAMSUNG



Samsung linear module M-series & F-series Gen2

Ambient linear platform modules for maximum design freedom



SAMSUNG

Better fit into luminaire with platform design

M-SERIES GEN2 for 2016

- Flexible luminaire design for desired lumen and efficacy
- 3 types of modules with the same mechanical design (foot-print)

	Module	Fixture
M562A x 2pcs	3300 lm & 148 lm/W	2800 lm & 108 lm/W
M562B x 2pcs	4400 lm & 148 lm/W	3740 lm & 108 lm/W
M562C x 2pcs	5310 lm & 158 lm/W	4510 lm & 115 lm/W

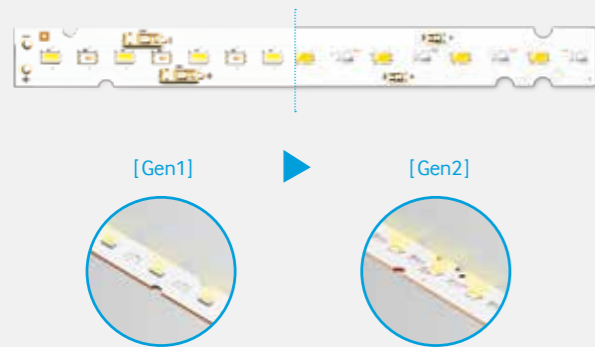
※ Assumed optic 85%, driver 86%

F-SERIES GEN2 for 2016

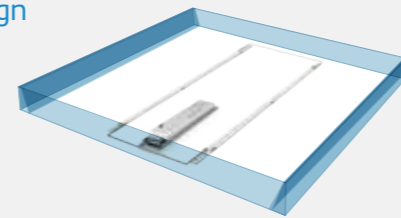
- Deliver high flux, 4820lm to replace 3~5 tubes
- Good efficacy up to 144 lm/W @4000 K
- High/Lowbay Application based on High reliable mid-power LED Solution
- Better fitting by Narrow Width Design : 18mm Same foot-print as M-series Gen2

UPDATES OF M/F-SERIES GEN2

Increase performance up to 10%

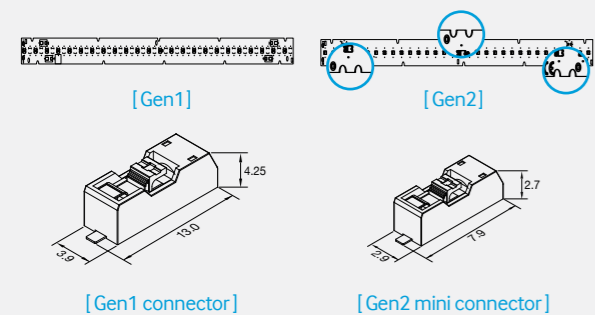


Platform design

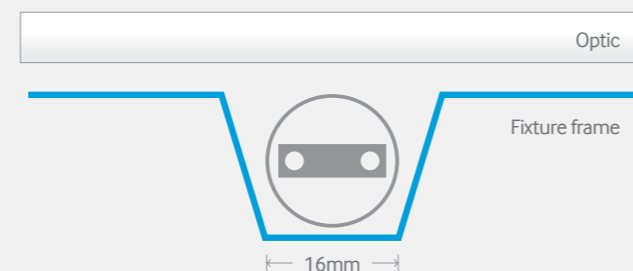


	[Module]	[Fixture]
M562 x 2 modules	3300 lm & 148 lm/W	2800 lm & 108 lm/W
	4400 lm & 148 lm/W	3740 lm & 108 lm/W
	5310 lm & 158 lm/W	4510 lm & 115 lm/W
F562 x 2 modules	9640 lm & 144 lm/W	8190 lm & 105 lm/W

Updated mechanical design from Gen1



Narrower width to fit into T5 fixture




SAMSUNG

M-Series Gen2



Type	Luminous Flux (lm)	Power Consumption (W)	Input Voltage (V)	IF (mA)	I _{max} (mA)	Efficacy (lm/W)	CRI Min.	CCT (K)	Beam Angle (°)	Size (mm)	Temperature Range (°C)	Lifetime (hrs)	Certification	Model Name
LT-M562A	1580	11.2	24.8	450	540	142	80	3000	115	560x18x5.1	-35~+50	50,000	UL/cUL, CE	SI-B8V113560WW
	1605					3500		SI-B8U113560WW						
	1650					4000		SI-B8T113560WW						
	1650					5000		SI-B8R113560WW						
LT-M562B	2105	14.9	24.8	600	720	141	80	3000	115	560x18x5.1	-35~+50	50,000	UL/cUL, CE	SI-B8V152560WW
	2140					3500		SI-B8U152560WW						
	2200					4000		SI-B8T152560WW						
	2200					5000		SI-B8R152560WW						
LT-M562C	2535	16.8	24	700	1,080	151	80	3000	115	560x18x5.1	-35~+50	50,000	UL/cUL, CE	SI-B8V172560WW
	2575					3500		SI-B8U172560WW						
	2655					4000		SI-B8T172560WW						
	2655					5000		SI-B8R172560WW						
LT-M282A	790	5.6	12.4	450	540	142	80	3000	115	275x18x5.1	-20~+50	50,000	UL/cUL, CE	SI-B8V052280WW
	800					3500		SI-B8U052280WW						
	825					4000		SI-B8T052280WW						
	825					5000		SI-B8R052280WW						
LT-M282B	1050	7.4	24.8	600	360	141	80	3000	115	275x18x5.1	-20~+50	50,000	UL/cUL, CE	SI-B8V072280WW
	1070					3500		SI-B8U072280WW						
	1100					4000		SI-B8T072280WW						
	1100					5000		SI-B8R072280WW						
LT-M282C	1580	11.2	24.8	700	540	142	80	3000	115	275x18x5.1	-20~+50	50,000	UL/cUL, CE	SI-B8V114280WW
	1605					3500		SI-B8U114280WW						
	1650					4000		SI-B8T114280WW						
	1650					5000		SI-B8R114280WW						

F-Series Gen2



Type	Luminous Flux (lm)	Power Consumption (W)	Input Voltage (V)	IF (mA)	I _{max} (mA)	Efficacy (lm/W)	CRI Min.	CCT (K)	Beam Angle (°)	Size (mm)	Temperature Range (°C)	Lifetime (hrs)	Certification	Model Name
LT-F562A	4605	33.5	24.8	1,350	1,350	137	80	3000	115	560x18x5.2	-35~+50	50000	UL/cUL, CE	SI-B8V342560WW
	4680					3500		SI-B8U342560WW						
	4820					4000		SI-B8T342560WW						
	4820					5000		SI-B8R342560WW						

SAMSUNG