

**Vectron International****Filter specification****TFS1575AD****1/5****Measurement condition**

Ambient temperature $T_A$ :	23	°C
Input power level:	0	dBm
Terminating impedance:		
Input:	50	$\Omega$
Output:	50	$\Omega$

**Characteristics**

## Remark:

The maximum attenuation in the pass band is defined as the insertion loss  $a_e$ . The nominal frequency  $f_N$  is fixed at 1575.42 MHz without any tolerance or limit. The values of absolute attenuation  $a_{abs}$  are guaranteed over the whole operating temperature range. The frequency shift of the filter within the operating temperature range is included in the production tolerance scheme.

<b>Data</b>		<b>typ. value</b>		<b>tolerance / limit</b>		
<b>Insertion loss in PB</b>	$a_e$	1.6	dB	max.	2.0	dB
at ambient temperature						
within OTR		1.6	dB	max.	2.5	dB
<b>Nominal frequency</b>	$f_N$				1575.42	MHz
<b>Passband</b>	PB			$f_N \pm$	1.023	MHz
<b>Passband variation</b>	PBV	0.2	dB	max.	1.0	dB
<b>Absolute attenuation</b>	$a_{abs}$					
0.3 MHz ... 1520.0 MHz		42	dB	min.	39	dB
1631.0 MHz ... 2000.0 MHz		51	dB	min.	39	dB
2000.0 MHz ... 3000.0 MHz		36	dB	min.	30	dB
<b>Return loss within PB</b>		13	dB	min.	10	dB
<b>Input power level in PB</b>		-		max.	0	dBm
<b>Operating temperature range</b>	OTR	-			-40 °C ... +85 °C	
<b>Storage temperature range</b>		-			-55 °C ... +125 °C	
<b>Temperature coefficient of frequency</b>	$TC_f$ *)	-42	ppm/K			

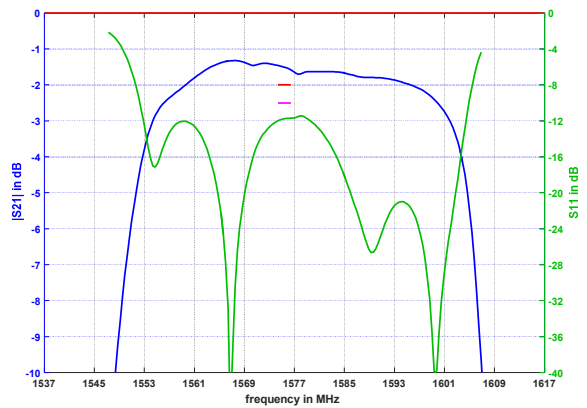
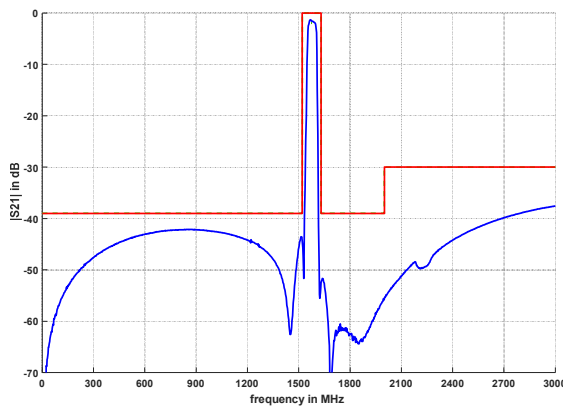
$$*) \Delta f = TC_f(T - T_A)f_N$$

**Generated:****Checked / Approved:**

**Vectron International GmbH**  
**Potsdamer Straße 18**  
**D 14 513 TELTOW / Germany**  
**Tel: (+49) 3328 4784-0 / Fax: (+49) 3328 4784-30**  
**E-Mail: [tft@vectron.com](mailto:tft@vectron.com)**

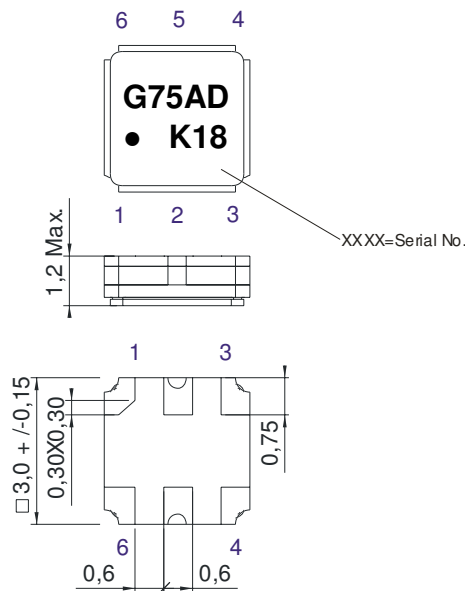
Vectron International GmbH reserves the right to make changes to the product(s) and/or information contained herein without notice. No liability is assumed as a result of their use or application. No rights under any patent accompany the sale of any such product(s) or information.

**Filter characteristic**



**Construction and pin connection**

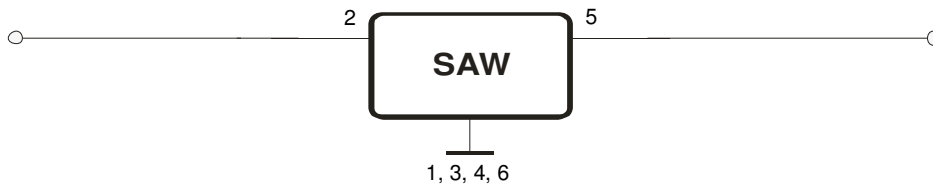
(All dimensions in mm)



- 1 Ground
- 2 Input
- 3 Ground
- 4 Ground
- 5 Output
- 6 Ground

Date code: Year + week  
 K 2018  
 L 2019  
 M 2020  
 ...

**50 Ohm Test circuit**



**Vectron International GmbH**  
 Potsdamer Straße 18  
 D 14 513 TELTOW / Germany  
 Tel: (+49) 3328 4784-0 / Fax: (+49) 3328 4784-30  
 E-Mail: [tft@vectron.com](mailto:tft@vectron.com)

Vectron International GmbH reserves the right to make changes to the product(s) and/or information contained herein without notice. No liability is assumed as a result of their use or application. No rights under any patent accompany the sale of any such product(s) or information.

**Stability characteristics, reliability**

After the following tests the filter shall meet the whole specification:

1. Shock: 500 g, 1 ms, half sine wave, 3 shocks each plane;  
DIN IEC 60068 T2 - 27
2. Vibration: 10 Hz to 2000 Hz, 0.35 mm or 5 g respectively, 1 octave per min. 10 cycles per plane, 3 planes; DIN IEC 60068 T2 - 6
3. Change of temperature: -55 °C to 125 °C / 15 min. each / 100 cycles  
DIN IEC 60068 part 2 – 14 Test N
4. Resistance to solder heat (reflow): reflow possible: three times max.;  
for temperature conditions refer to the attached "Air reflow temperature conditions" on page 4;
5. SAW devices are Electrostatic Discharge (ESD) sensitive devices.

This filter is RoHS compliant (2011/65/EU)

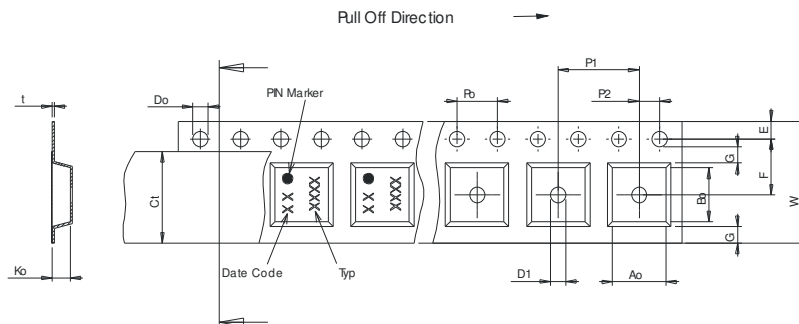
**Packing**

Tape & Reel: IEC 286 – 3, with exception of value for N and minimum bending radius;  
tape type II, embossed carrier tape with top cover tape on the upper side;

reel of empty components at start:	min. 300 mm
reel of empty components at start including leader:	min. 500 mm
trailer:	min. 300 mm

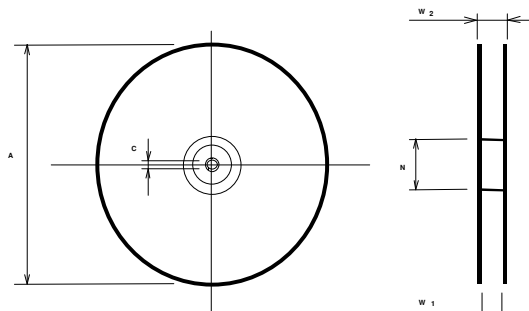
**Tape (all dimensions in mm)**

W	:8.00	±0.3
Po	:4.00	±0.1
Do	:1.50	+0.1/-0
E	:1.75	±0.1
F	:3.50	±0.05
G(min)	:0.75	
P2	:2.00	±0.05
P1	:4.00	±0.1
D1(min)	:1.50	
Ao	:3.25	±0.1
Bo	:3.25	±0.1
Ct	:5.30	±0.1
Ko	:1.50	±0.1
t	:0.25	±0.05



**Reel (all dimensions in mm)**

A	:330	or 180
W1	:8.40	+1.5/-0
W2(max)	:14.40	
N(min)	:60.00	
C	:13.0	±0.2



The minimum bending radius is 45 mm.

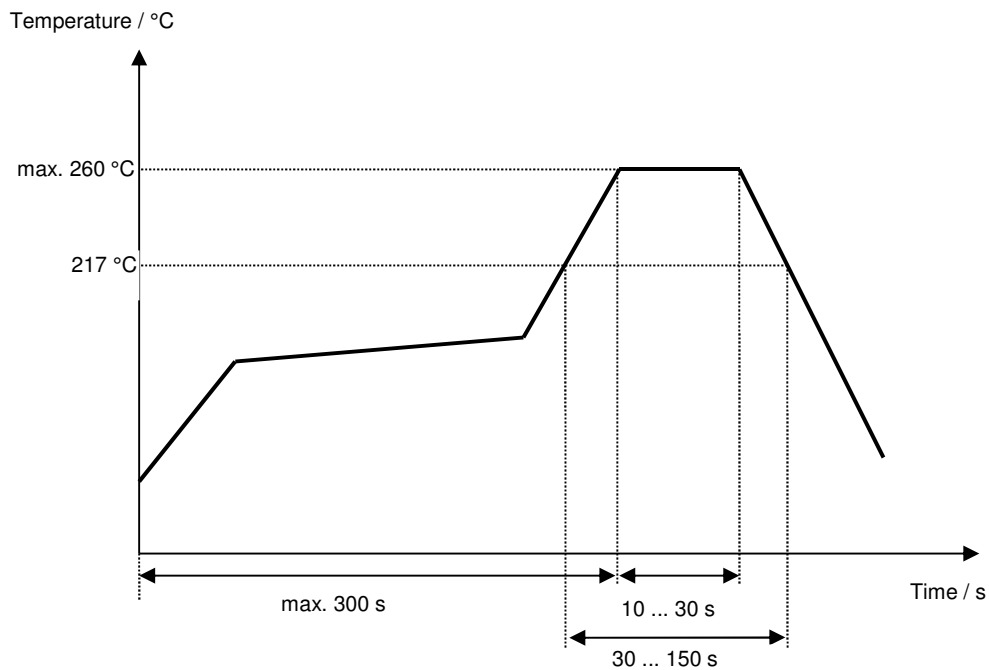
**Vectron International GmbH**  
**Potsdamer Straße 18**  
**D 14 513 TELTOW / Germany**  
**Tel: (+49) 3328 4784-0 / Fax: (+49) 3328 4784-30**  
**E-Mail: [tft@vectron.com](mailto:tft@vectron.com)**

Vectron International GmbH reserves the right to make changes to the product(s) and/or information contained herein without notice. No liability is assumed as a result of their use or application. No rights under any patent accompany the sale of any such product(s) or information.

## Air reflow temperature conditions

Conditions	Exposure
Average ramp-up rate (30 °C to 217 °C)	less than 3 °C / second
> 100 °C	between 300 and 600 seconds
> 150 °C	between 240 and 500 seconds
> 217 °C	between 30 and 150 seconds
Peak temperature	max. 260 °C
Time within 5 °C of actual peak temperature	between 10 and 30 seconds
Cool-down rate (Peak to 50 °C)	less than 6 °C / second
Time from 30 °C to Peak temperature	no greater than 300 seconds

Chip-mount air reflow profile



Vectron International GmbH  
 Potsdamer Straße 18  
 D 14 513 TELTOW / Germany  
 Tel: (+49) 3328 4784-0 / Fax: (+49) 3328 4784-30  
 E-Mail: [tft@vectron.com](mailto:tft@vectron.com)

Vectron International GmbH reserves the right to make changes to the product(s) and/or information contained herein without notice. No liability is assumed as a result of their use or application. No rights under any patent accompany the sale of any such product(s) or information.

**History**

<b>Version</b>	<b>Reason of Changes</b>	<b>Name</b>	<b>Date</b>
1.0	- Generation of development specification	S.Springfeldt	02.03.2012
2.0	- Relaxation of stop band attenuation @2000...3000MHz	S.Springfeldt	20.04.2012
2.1	- Generation of filter specification	S.Springfeldt	17.10.2012
3.0	- updated data table - updated construction - updated stability characteristics - updated Tape & Reel	P. Jaster	02.05.2018
4.0	- updated filter characteristic - updated package	P. Jaster	11.06.2018

---

**Vectron International GmbH**  
**Potsdamer Straße 18**  
**D 14 513 TELTOW / Germany**  
**Tel: (+49) 3328 4784-0 / Fax: (+49) 3328 4784-30**  
**E-Mail: [tft@vectron.com](mailto:tft@vectron.com)**

---

Vectron International GmbH reserves the right to make changes to the product(s) and/or information contained herein without notice. No liability is assumed as a result of their use or application. No rights under any patent accompany the sale of any such product(s) or information.