

Vectron International**Filter specification****TFS1176****1/5****Measurement condition**

Ambient temperature T_A :	23	°C
Input power level:	0	dBm
Terminating impedance:		
Input:	50	Ω
Output:	50	Ω

Characteristics

Remark:

The maximum attenuation in the pass band is defined as the insertion loss a_e . The nominal frequency f_N is fixed at 1176.5 MHz without any tolerance or limit. The values of absolute attenuation a_{abs} are guaranteed for the whole operating temperature range. The frequency shift of the filter in the operating temperature range is included in the production tolerance scheme.

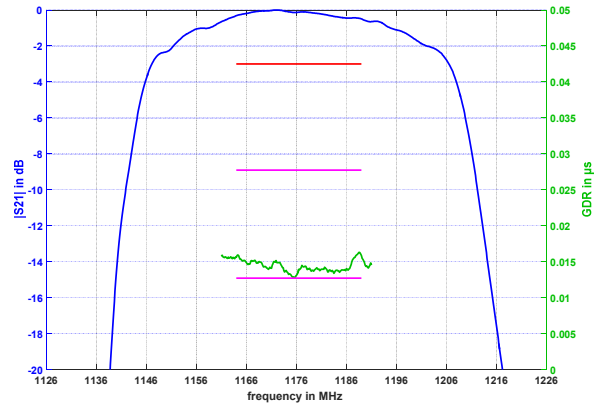
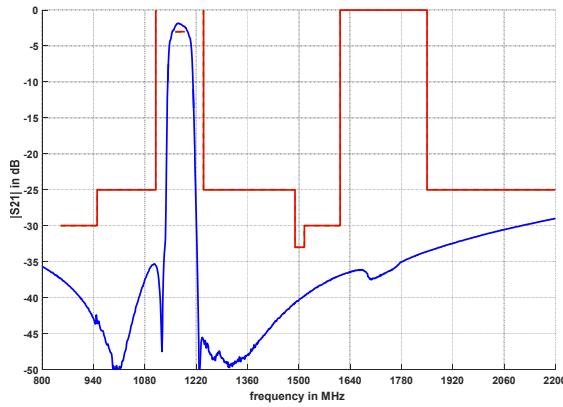
D a t a	typ. value		tolerance / limit		
Insertion loss	a_e	2.5	dB	3.0	dB
Nominal frequency	f_N	-		1176.5	MHz
Passband	PB	-		$f_N \pm$	12.5 MHz
Passband ripple		0.8	dB	max.	1.5 dB
Absolute attenuation	a_{abs}				
850 MHz ... 950 MHz		38	dB	min.	30 dB
950 MHz ... 1110 MHz		36	dB	min.	25 dB
1240 MHz ... 1490 MHz		46	dB	min.	25 dB
1490 MHz ... 1515 MHz		46	dB	min.	33 dB
1515 MHz ... 1613 MHz		38	dB	min.	30 dB
1850 MHz ... 2200 MHz		32	dB	min.	25 dB
Return loss within PB	*)	14	dB	min.	9 dB
Group delay ripple within PB	GDR	6	ns	max.	15 ns
Input power level		-		max.	10 dBm
Permissible DC voltage		-		max.	0 V
Operating temperature range	OTR	-		-40 °C ... +85 °C	
Storage temperature range		-		-55 °C ... +125 °C	
Temperature coefficient of frequency	TC_f^{**}	-73	ppm/K	-	

*) at ambient temperature T_A **) $\Delta f = TC_f(T - T_A)f_N$ **Generated:****Checked / Approved:**

Vectron International GmbH
Potsdamer Straße 18
D 14 513 TELTOW / Germany
Tel: (+49) 3328 4784-0 / Fax: (+49) 3328 4784-30
E-Mail: tft@vectron.com

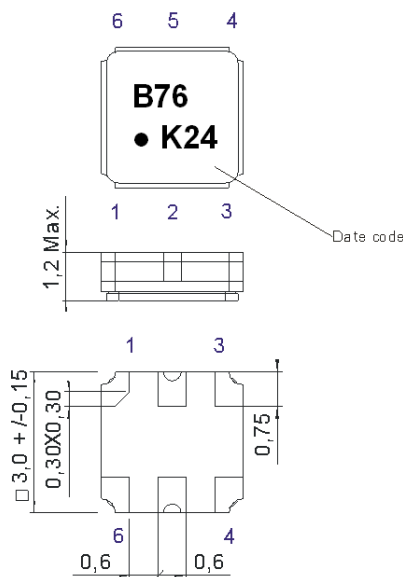
Vectron International GmbH reserves the right to make changes to the product(s) and/or information contained herein without notice. No liability is assumed as a result of their use or application. No rights under any patent accompany the sale of any such product(s) or information.

Filter characteristic



Construction and pin connection

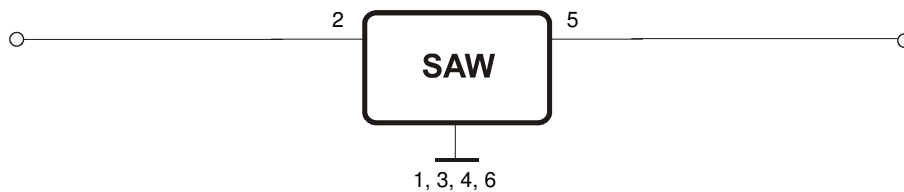
(All dimensions in mm)



- 1 Ground
- 2 Input
- 3 Ground
- 4 Ground
- 5 Output
- 6 Ground

Date code: Year + week
 K 2018
 L 2019
 M 2020
 ...

50 Ω Test circuit



Vectron International GmbH
 Potsdamer Straße 18
 D 14 513 TELTOW / Germany
 Tel: (+49) 3328 4784-0 / Fax: (+49) 3328 4784-30
 E-Mail: tft@vectron.com

Vectron International GmbH reserves the right to make changes to the product(s) and/or information contained herein without notice. No liability is assumed as a result of their use or application. No rights under any patent accompany the sale of any such product(s) or information.

Stability characteristics, reliability

After the following tests the filter shall meet the whole specification:

1. Shock: 500 g, 1 ms, half sine wave, 3 shocks each plane;
DIN IEC 60068 T2 - 27
2. Vibration: 10 Hz to 2000 Hz, 0.35 mm or 5 g respectively, 1 octave per min, 10 cycles per plane, 3 planes; DIN IEC 60068 T2 - 6
3. Change of temperature: -55 °C to 125 °C / 15 min. each / 100 cycles
DIN IEC 60068 part 2 – 14 Test N
4. Resistance to solder heat (reflow): reflow possible: three times max.;
for temperature conditions refer to the attached "Air reflow temperature conditions" on page 4;
5. SAW devices are Electrostatic Discharge (ESD) sensitive devices.

This filter is RoHS compliant (2011/65/EU)

Packing

Tape & Reel: IEC 286 – 3, with exception of value for N and minimum bending radius;
tape type II, embossed carrier tape with top cover tape on the upper side;

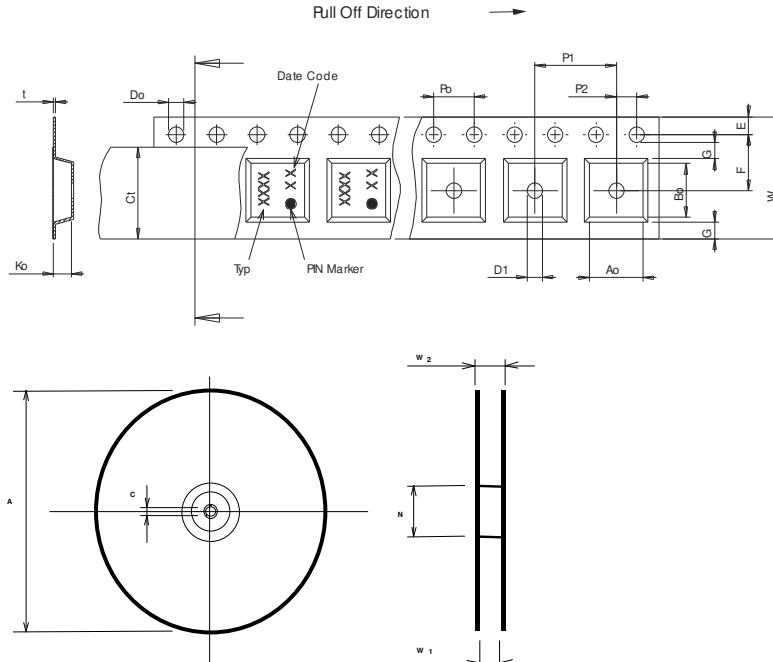
reel of empty components at start:	min. 300 mm
reel of empty components at start including leader:	min. 500 mm
trailer:	min. 300 mm

Tape (all dimensions in mm)

W	:8.00 ±0.3
Po	:4.00 ±0.1
Do	:1.50 +0.1/-0
E	:1.75 ±0.1
F	:3.50 ±0.05
G(min)	:0.75
P2	:2.00 ±0.05
P1	:4.00 ±0.1
D1(min)	:1.50
Ao	:3.25 ±0.1
Bo	:3.25 ±0.1
Ct	:5.30 ±0.1
Ko	:1.50 ±0.1
t	:0.25 ±0.05

Reel (all dimensions in mm)

A	:330 or 180
W1	:8.40 +1.5/-0
W2(max)	:14.40
N(min)	:60.00
C	:13.0 ±0.2



The minimum bending radius is 45 mm.

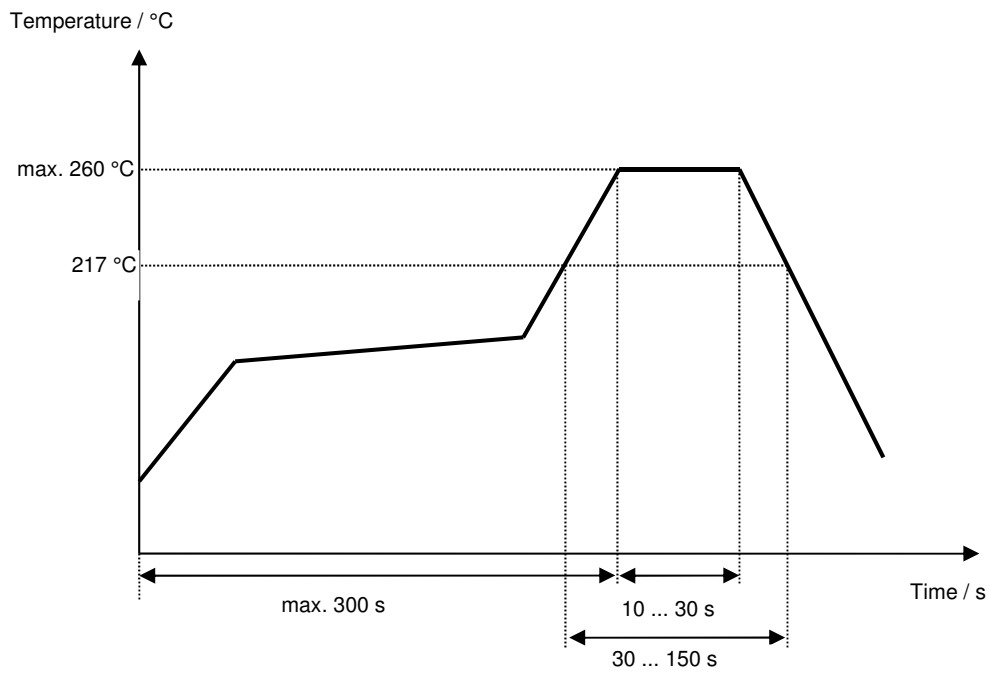
Vectron International GmbH
Potsdamer Straße 18
D 14 513 TELTOW / Germany
Tel: (+49) 3328 4784-0 / Fax: (+49) 3328 4784-30
E-Mail: tft@vectron.com

Vectron International GmbH reserves the right to make changes to the product(s) and/or information contained herein without notice. No liability is assumed as a result of their use or application. No rights under any patent accompany the sale of any such product(s) or information.

Air reflow temperature conditions

Conditions	Exposure
Average ramp-up rate (30 °C to 217 °C)	less than 3 °C / second
> 100 °C	between 300 and 600 seconds
> 150 °C	between 240 and 500 seconds
> 217 °C	between 30 and 150 seconds
Peak temperature	max. 260 °C
Time within 5 °C of actual peak temperature	between 10 and 30 seconds
Cool-down rate (Peak to 50 °C)	less than 6 °C / second
Time from 30 °C to Peak temperature	no greater than 300 seconds

Chip-mount air reflow profile



Vectron International GmbH
 Potsdamer Straße 18
 D 14 513 TELTOW / Germany
 Tel: (+49) 3328 4784-0 / Fax: (+49) 3328 4784-30
 E-Mail: tft@vectron.com

Vectron International GmbH reserves the right to make changes to the product(s) and/or information contained herein without notice. No liability is assumed as a result of their use or application. No rights under any patent accompany the sale of any such product(s) or information.

History

Version	Reason of Changes	Name	Date
1.0	- Generation of development specification	Martens	18.11.2004
1.1	- Add typical values and filter characteristics - Generation of filter specification	Noack	11.05.2005
1.2	- Change data table (storage temperature range) - Update stability characteristics, reliability and packing	Noack	05.01.2015
2.0	- Data table revision (min 33 dB within 1490...1515 MHz)	Ngnintedem	21.06.2016
2.1	- updated storage temperature range - updated Tape & Reel	P. Jaster	04.04.2018
3.0	- updated filter characteristic - updated package	P. Jaster	11.06.2018

Vectron International GmbH
Potsdamer Straße 18
D 14 513 TELTOW / Germany
Tel: (+49) 3328 4784-0 / Fax: (+49) 3328 4784-30
E-Mail: tft@vectron.com

Vectron International GmbH reserves the right to make changes to the product(s) and/or information contained herein without notice. No liability is assumed as a result of their use or application. No rights under any patent accompany the sale of any such product(s) or information.