

MCP4XXX Digital Potentiometer Daughter Board


Part Number: MCP4XXXDM-DB

**BUY
IT NOW**



Share

The MCP4xxx Digital Potentiometer Daughter Board allows the system designer to quickly evaluate the operation of Microchip Technology's MCP42XXX and MCP402X Digital Potentiometers. The MCP42XXX are dual Digital Potentiometer devices that have the same characteristics as their single Digital Potentiometer devices (MCP41XXX). The MCP402x devices are non-volatile devices that have similar characteristics as their volatile memory versions (MCP401X). The board supports two MCP42XXX devices to allow the Resistor Networks to be "stacked" and form a programmable windowed Digital Potentiometer and an MCP402X device, which can be replaced with an MCP401X device. The board has one MCP42010 device (10 k Ω), which can be the rheostats at the ends, and one MCP42010 device (10 k Ω) which is the potentiometer in the middle and a separate standalone potentiometer.



The board also has a voltage doubler device (TC1240A), which can be used to show the WiperLock Technology feature of the MCP4021.






The MCP4XXX Digital Potentiometer Daughter Board has been made configurable, via jumpers. This allows you to determine the configuration that you wish to have the four digital potentiometer of the MCP42XXX devices.

Features

Package Contents

Host System Requirements

- Header to interface to PICDEM boards using 28-pin header, including:
 - PICDEM HPC Explorer Demo Board
 - PICDEM FS USB Demo Board
 - PICDEM2 Plus Demo Board (Rev 5 or later)
 - PICDEM LCD
 - TC1240A Voltage Doubler to generate VIH voltage for WiperLock Technology evaluation
 - Jumpers for configuration of U1-Pot0, U2-Pot0, and U2-Pot1 terminal connections
 - Jumpers for MCP4021 Pot (A, W, and B) to replace U1-Pot0 in desired circuit
 - Jumpers for routing signals (SI, SO, SCK, and CS) from either a PICDEM HPC Demo board or a PICDEM FS USB Demo Board
 - Pads for easy connection to the Digital Potentiometer signals, including the Resistor Network Terminals and the Serial Interface signals

AppNotes	Last Updated	Size	
AN1080 - Understanding Digital Potentiometers Resistor Variations	7/27/2009 1:45:44 PM	565KB	
Documents	Last Updated	Size	
Digital Potentiometer Design Guide	8/3/2016 10:23:58 AM	4MB	
MCP4XXX Digital Potentiometer Daughter Board Gerbers	8/7/2006 3:47:00 PM	239KB	
MCP4XXX Digital Potentiometer Daughter Board User's Guide	8/7/2006 3:41:52 PM	1MB	
MCP4XXX Digital Potentiometer Daughter Board Firmware	8/7/2006 3:24:32 PM	10KB	



[Products](#) | [Applications](#) | [Design Support](#) | [Training](#) | [Sample and Buy](#) | [About Us](#) | [Contact Us](#) | [Legal](#) | [Investors](#) | [Careers](#) | [Support](#)

©Copyright 1998-2017 Microchip Technology Inc. All rights reserved.