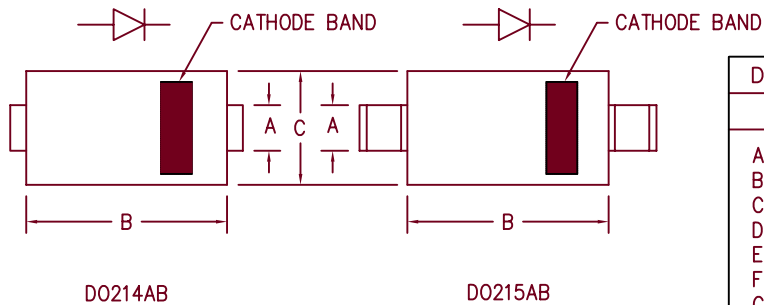


8 Amp Schottky Rectifier HSM880 — HSM8100



Dim.	Inches		Millimeter		Notes
	Minimum	Maximum	Minimum	Maximum	
A	.117	.123	2.97	3.12	
B	.260	.280	6.60	7.11	
C	.220	.245	5.59	6.22	
D	.307	.322	7.80	8.18	
E	.075	.095	1.91	2.41	
F	.380	.400	9.65	10.16	
G	.025	.040	.640	1.02	
H	.030	.060	.760	1.52	

Microsemi Catalog Number	Industry Part Number	Working Peak Reverse Voltage	Repetitive Peak Reverse Voltage
HSM880*	SK88L	80V	80V
HSM890*		90V	90V
HSM8100*	SK810L	100V	100V

*Add Suffix J For J Lead or G For Gull Wing Lead Configuration

- Schottky Barrier Rectifier
- Guard Ring Protection
- 175°C Junction Temperature
- High Current Capability
- V_{RRM} 80 to 100 Volts
- Surface mount packages

Electrical Characteristics		
Average forward current	I _{F(AV)} 8.0 Amps	Square wave
Maximum surge current	I _{F(AV)} 300 Amps	8.3ms, half sine, T _J = 175°C *
Max peak forward voltage	V _{FM} .61 Volts	I _{FM} = 8.0A: T _J = 175°C *
Max peak forward voltage	V _{FM} .78 Volts	I _{FM} = 8.0A: T _J = 25°C *
Max peak reverse current	I _{RM} 500 μA	V _{RRM} , T _J = 25°C
Typical junction capacitance	C _J 480pF	V _R = 5.0V, T _J = 25°C

* Pulse test: Pulse width 300 μsec, Duty cycle 2%

Thermal and Mechanical Characteristics		
Storage temperature range	T _{STG}	-55°C to 175°C
Operating junction temp range	T _J	-55°C to 175°C
Maximum thermal resistance	R _{θJL}	20°C/W Junction to lead
Weight		.008 ounces (.22 grams) typical



8700 East Thomas Road, P.O. Box 1390
Scottsdale, AZ 85252
PH: (480) 941-6300
FAX: (480) 947-1503
www.microsemi.com

05-15-07 Rev. 4

HSM880 — HSM8100

Figure 1
Typical Forward Characteristics

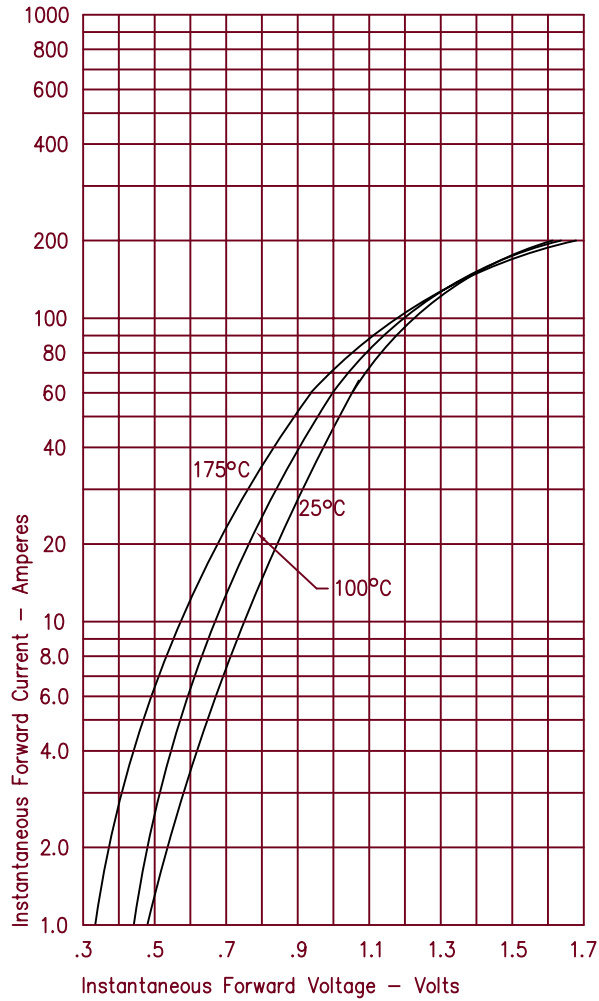


Figure 3
Typical Junction Capacitance

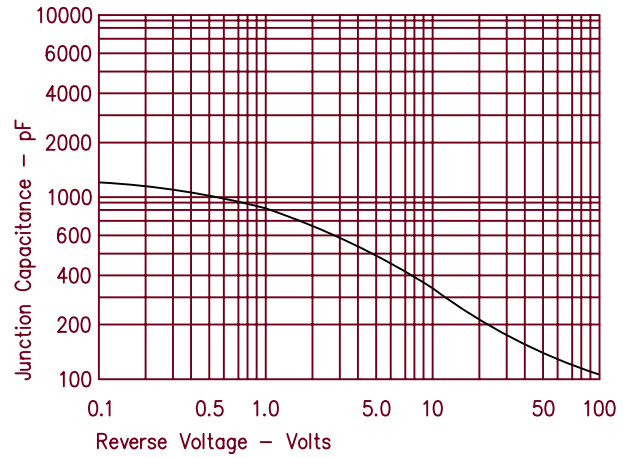


Figure 2
Typical Reverse Characteristics

