

Glass Passivated Single Phase Bridge Rectifiers

Reverse Voltage 200 to 1000V
Forward Current 15.Amp

Features

- Glass passivated die construction
- Ideal for printed circuit boards
- Plastic material used carries UL flammability recognition 94V-0
- High surge current capability
- High temperature soldering guaranteed: 265°C /10 seconds, 0.375" (9.5mm) lead length, 5lbs. (2.3kg) tension

Mechanical Data

Case: Molded plastic case
Terminals: Plated leads solderable per MIL-STD-750, Method 2026
Polarity: Marked on Body
Mounting Position: Any

Module Type

TYPE	VRRM	VRSM
GBJ15D	200V	300V
GBJ15G	400V	500V
GBJ15J	600V	700V
GBJ15K	800V	900V
GBJ15M	1000V	1100V

Maximum Ratings and Thermal Characteristics (TA = 25°C unless otherwise noted)

Symbol	Conditions	Values	Units
IF(AV)	Maximum average forward output rectified current Tc =100°C	15	A
IFSM	Peak forward surge current single half sine-wave superimposed on rated load (JEDEC Method)	240	A
i ² t	Rating for fusing (t<8.3ms)	240	A ² s
Visol	a.c.50HZ;r.m.s.;1min	2500	V
RθJA RθJC	Maximum thermal resistance per leg	22 ⁽¹⁾ 1.5 ⁽²⁾	°C/W
TOR	Mounting Torque (Recommended torque:0.5 N.m)	0.8	N.m
Tj, TSTG	Operating Junction and storage temperature range	-55 to +150	°C
Weight	Approximate Weight	7.0	g

Electrical Characteristics (TA = 25°C unless otherwise noted)

Symbol	Conditions	Values	Units
VF	Maximum Instantaneous Forward Voltage per leg IFM =7.5A	1.0	V
IR	Maximum DC reverse current at rated DC blocking voltage per leg TA = 25°C TA = 125°C	5.0 500	μA

Notes: (1) Junction to ambient without heatsink
(2) Junction to case with heatsink
(3) Recommended mounting position is to bolt down on heatsink with silicone thermal compound for maximum heat transfer with #6 screw

Performance Curves

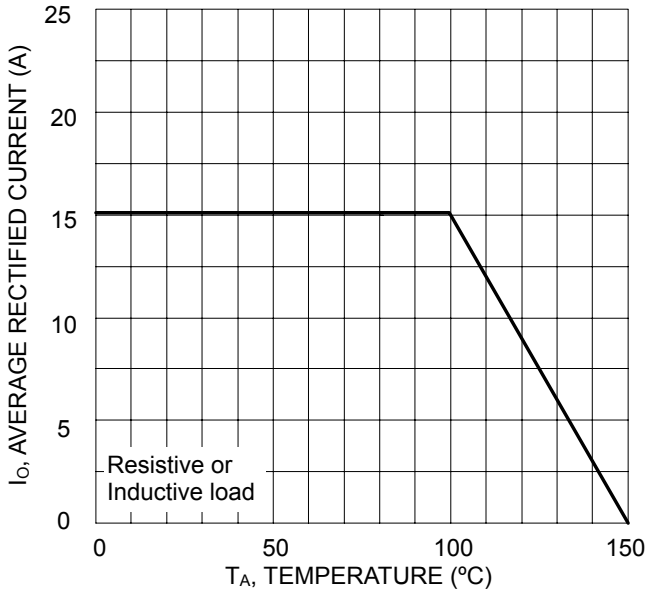


Fig.1 Forward Current Derating Curve

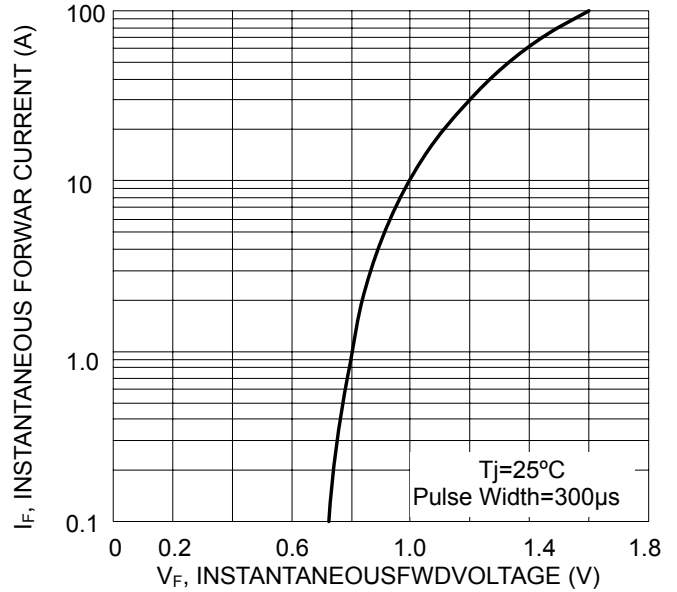


Fig.2 Typical Fwd Characteristics, per element

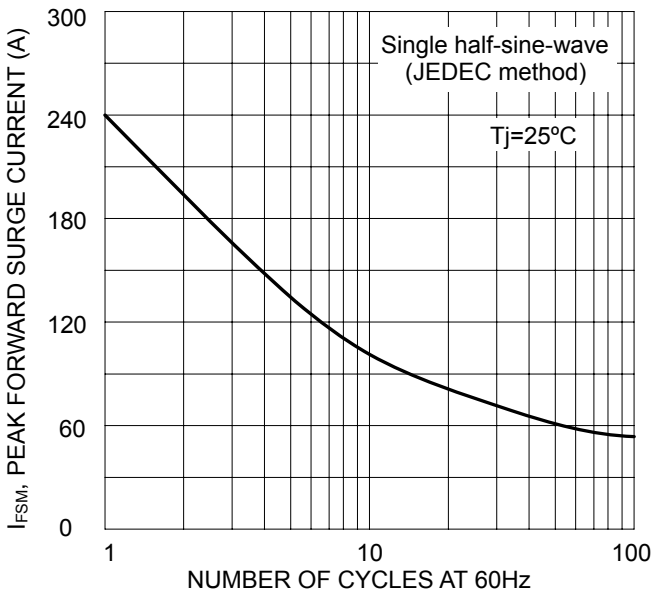


Fig.3 Maximum Non-Repetitive Surge Current

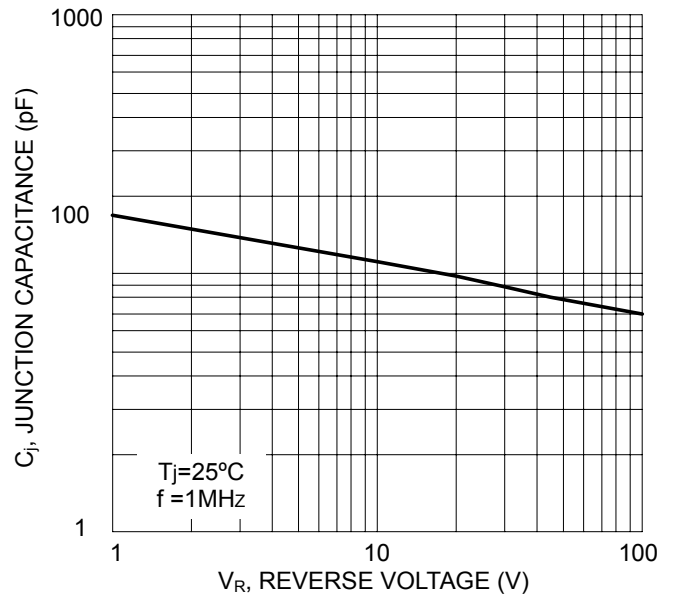


Fig.4 Typical Junction Capacitance

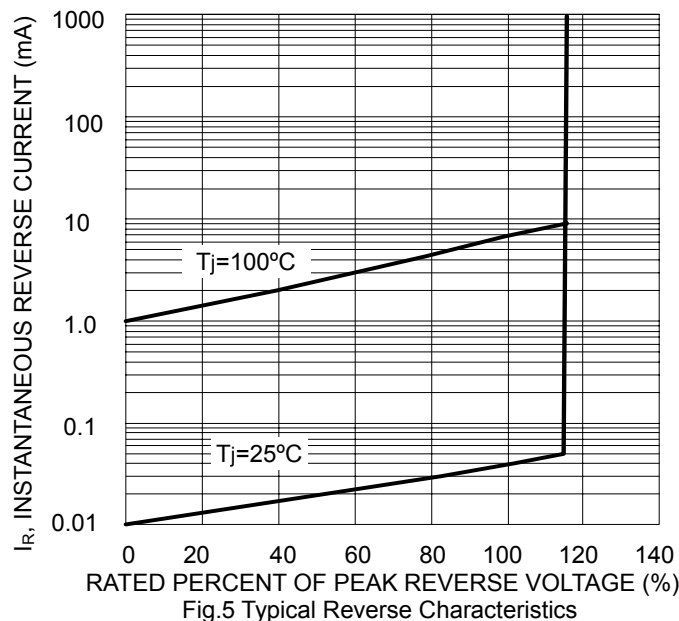
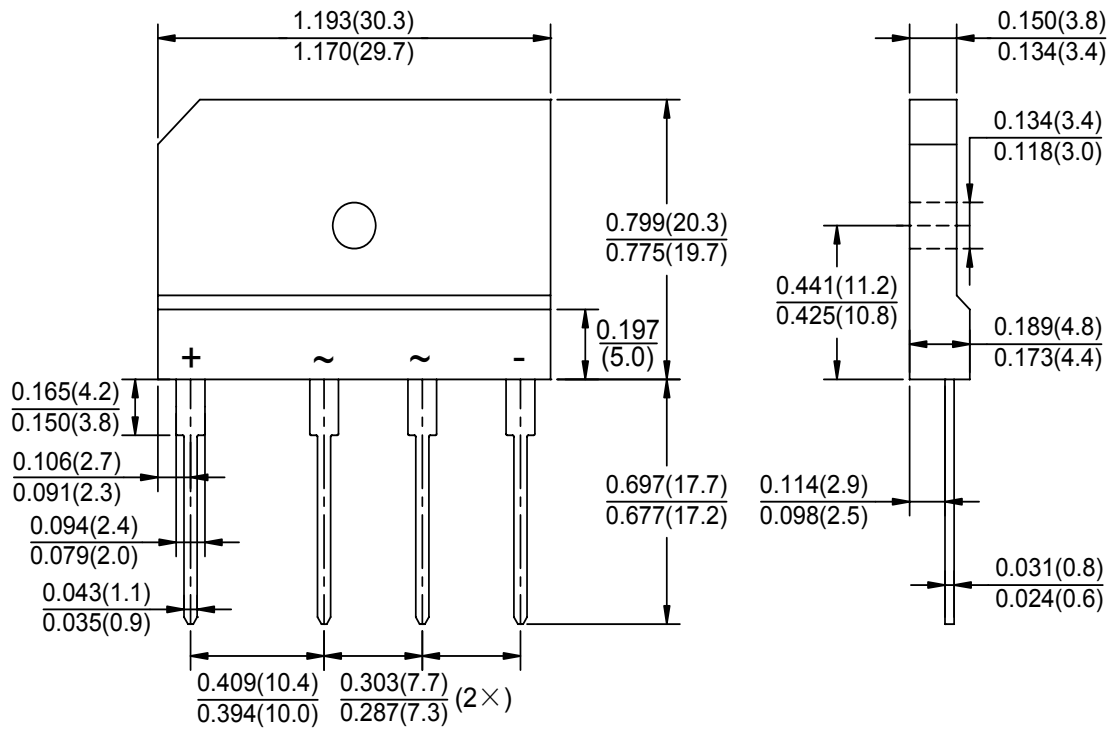


Fig.5 Typical Reverse Characteristics

Package Outline Information

CASE: GBJ



Dimensions in inches (mm)