

Glass Passivated Single Phase Bridge Rectifiers

Reverse Voltage 200 to 1000V
Forward Current 25 Amp

Features

- Glass passivated die construction
- Ideal for printed circuit boards
- Plastic material used carries UL flammability recognition 94V-0
- High surge current capability
- High temperature soldering guaranteed: 265°C /10 seconds, 0.375" (9.5mm) lead length, 5lbs. (2.3kg) tension

Mechanical Data

Case: Molded plastic case
Terminals: Plated leads solderable per MIL-STD-750, Method 2026
Polarity: Marked on Body
Mounting Position: Any

Module Type

TYPE	VRRM	VRSRM
IH25D	200V	300V
IH25G	400V	500V
IH25J	600V	700V
IH25K	800V	900V
IH25M	1000V	1100V

Maximum Ratings and Thermal Characteristics (TA = 25°C unless otherwise noted)

Symbol	Conditions	Values	Units
IF(AV)	Maximum average forward output rectified current Tc =100°C	25	A
IFSM	Peak forward surge current single half sine-wave superimposed on rated load (JEDEC Method)	280	A
i ² t	Rating for fusing (t<8.3ms)	325	A ² s
Visol	a.c.50HZ;r.m.s.;1min	2500	V
RθJA RθJC	Maximum thermal resistance per leg	22 ⁽¹⁾ 1.0 ⁽²⁾	°C/W
TOR	Mounting Torque (Recommended torque:0.5 N.m)	0.8	N.m
Tj, TSTG	Operating Junction and storage temperature range	-55 to +150	°C
Weight	Approximate Weight	7.0	g

Electrical Characteristics (TA = 25°C unless otherwise noted)

Symbol	Conditions	Values	Units
VF	Maximum Instantaneous Forward Voltage per leg IFM =12.5A	0.98	V
IR	Maximum DC reverse current at rated DC blocking voltage per leg TA = 25°C TA = 125°C	5.0 500	μA

- Notes: (1) Junction to ambient without heatsink
(2) Junction to case with heatsink
(3) Recommended mounting position is to bolt down on heatsink with silicone thermal compound for maximum heat transfer with M3 screw

Performance Curves

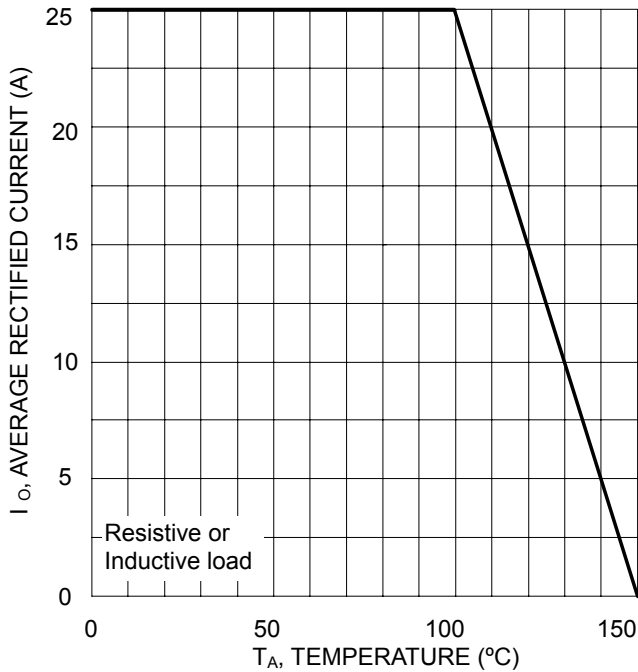


Fig.1 Forward Current Derating Curve

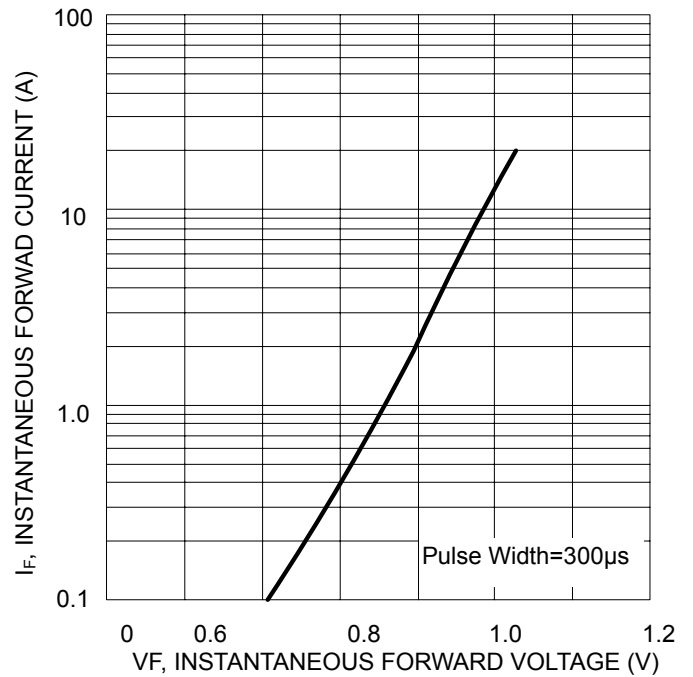


Fig.2 Typical Fwd Characteristics, per element

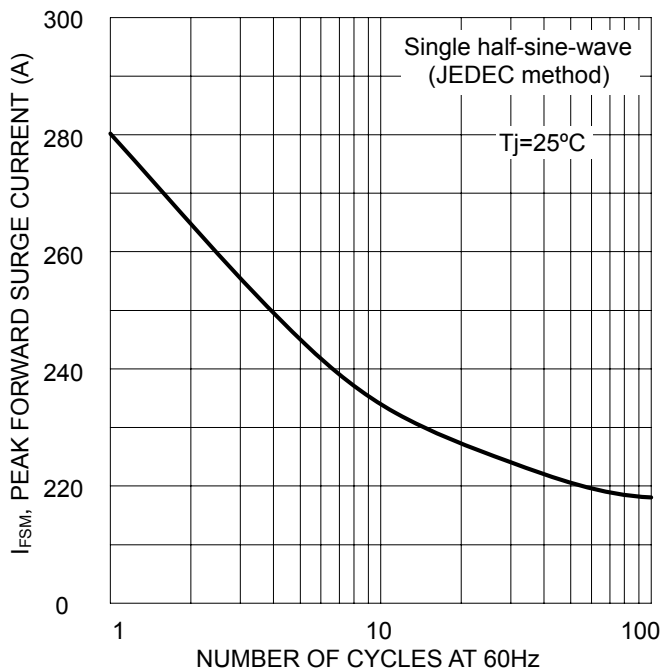


Fig.3 Maximum Non-Repetitive Surge Current

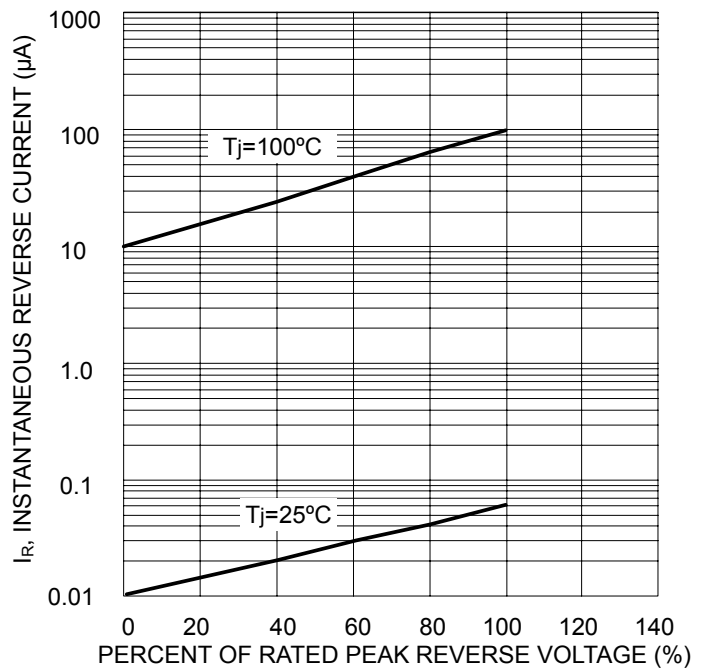
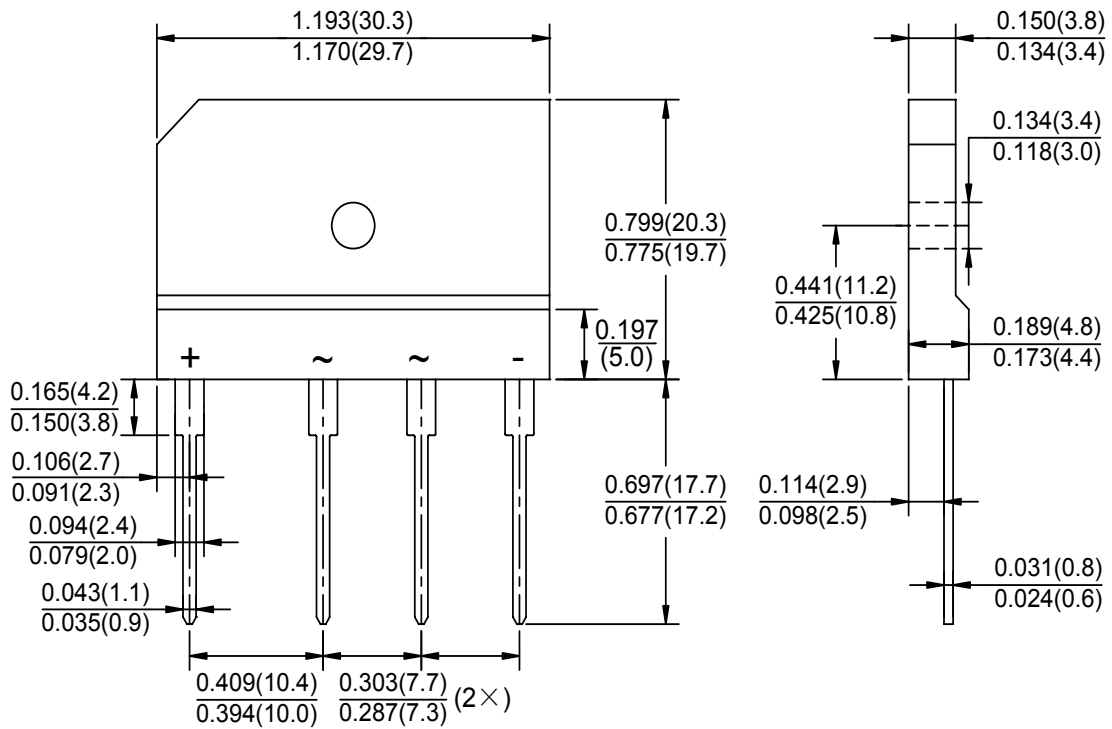


Fig.4 Typical Reverse Characteristics

Package Outline Information

CASE: GBJ



Dimensions in inches (mm)